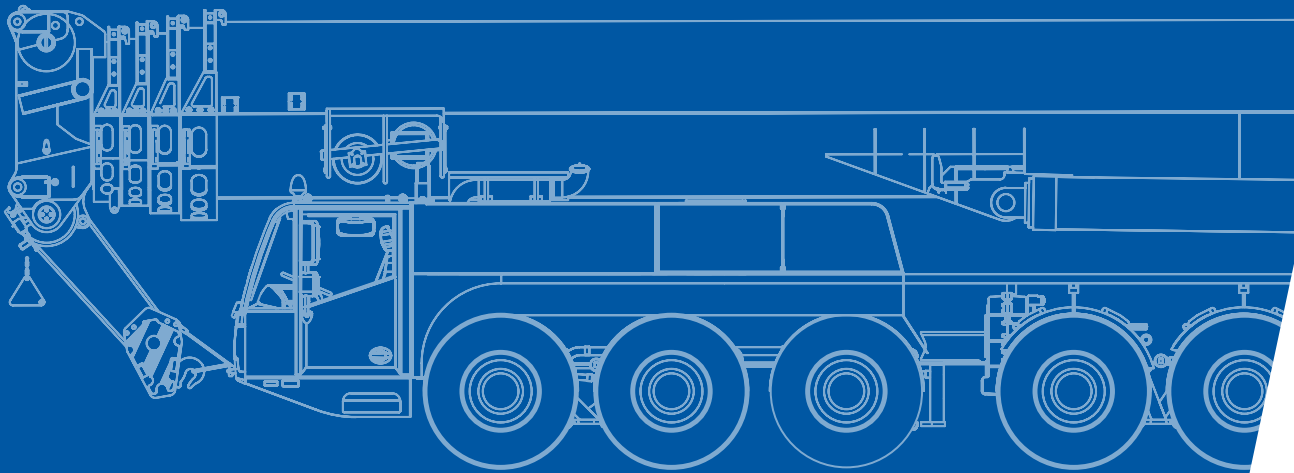


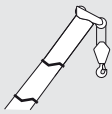
AC 500-8



**All Terrain Crane
600 USt Capacity class**

DEMAG
BY TEREX

	Page:
Dimensions	4
Specifications	6
Counterweight	7
Equipment	8



HA / HA-ZA / HA-SA

Main boom	12
-----------------	----

HA-SSL

Main boom with SSL	18
--------------------------	----



HAV

Folding swing-away jib	20
------------------------------	----

HAV-SSL

Folding swing-away jib with SSL	22
---------------------------------------	----



LF

Light fixed jib	25-26,
.....	28, 30

LF-SSL

Light fixed jib with SSL	27, 29
--------------------------------	--------



















WIHI

















Luffing fly jib	31-36, 38,
.....	40, 42, 44

WIHI-SSL

Luffing fly jib with SSL	37, 39, 41,
.....	43, 45

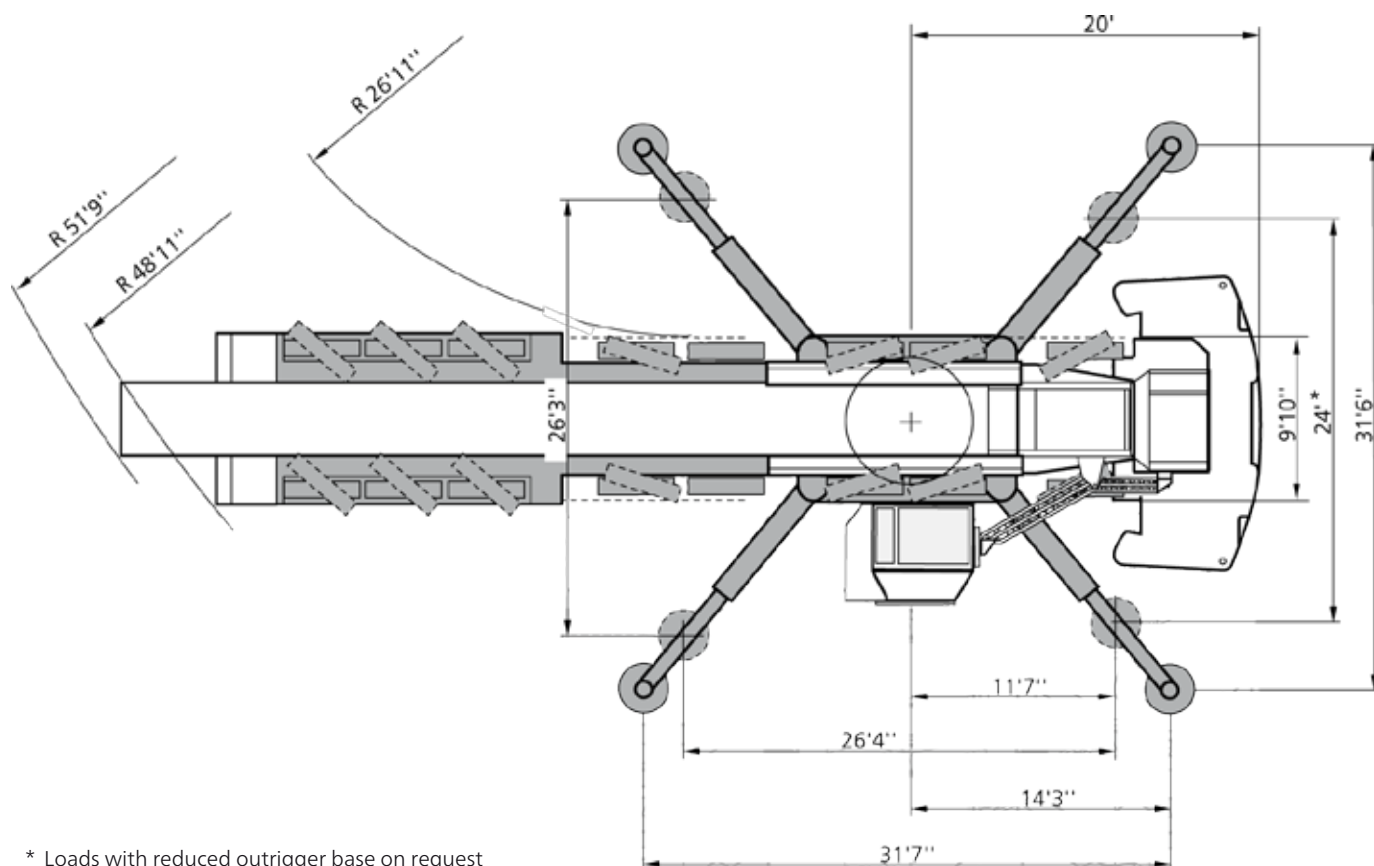
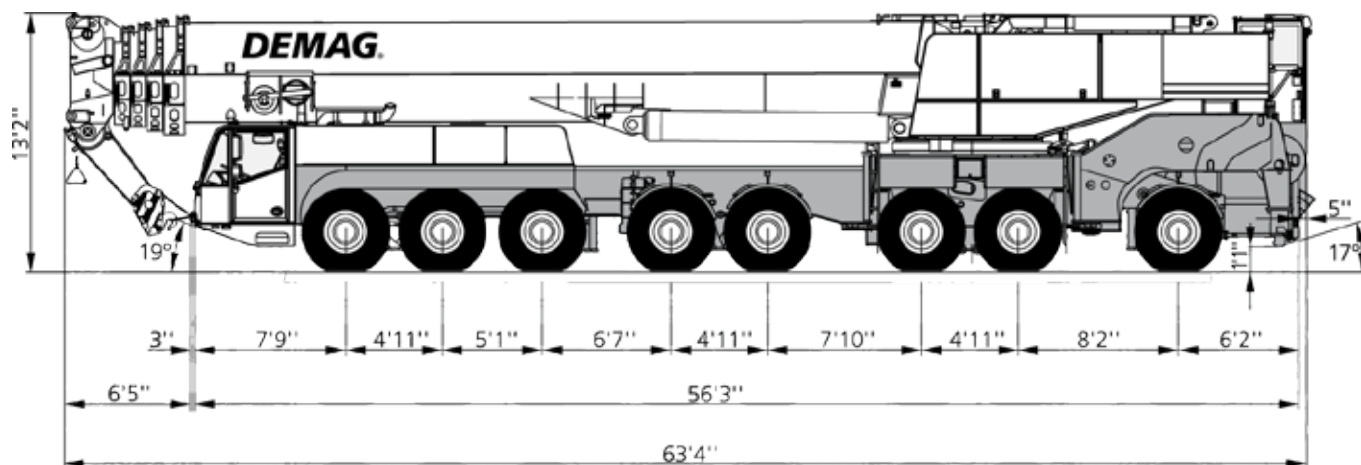
Technical description	46
-----------------------------	----

-  Counterweight
-  Lifting capacities on outriggers · 360°
-  Radius
-  Main boom
-  Folding swing-away jib
-  Fixed fly jib
-  Luffing fly jib
-  Max. axle loads
-  Mechanism
-  Tires
-  Hook block
-  Hoist
-  Sideways Superlift
-  Travel speed
-  Gradeability – road
%
-  Gradeability – off road
%

-  Slewing
-  Boom telescoping
-  Boom elevation
-  Working speeds
-  Max. line pull
-  Rope diameter
-  Rope length
-  Hook block (capacity-sheaves-rope diameter)
-  Number of lines
-  Possible load of hook block
-  Weight of hook block
-  Distance head sheave axle – hook ground
-  Number of sheaves in boom head
-  Front outrigger
-  Rear outrigger
-  Additional central outriggers

Dimensions









AC 500-8








* Loads with reduced outrigger base on request

Specifications





AC 500-8









	Total							
19,400 lb	114,600 lb	16 x 8 x 14	14.00R25	-	-	-	-	-
26,500 lb	191,800 lb	16 x 8 x 14	14.00R25	-	-	-	X	-
26,500 lb	209,400 lb	16 x 8 x 14	14.00R25	40-1-24	-	X	X	-
28,700 lb	220,500 lb	16 x 8 x 14	14.00R25	40-1-24	X	X	X	-
32,000 lb	233,700 lb	16 x 8 x 14	14.00R25	40-1-24	-	X	X	X
34,400 lb	251,300 lb	16 x 8 x 14	14.00R25	100-3-24	X	X	X	X







	1 Road Travel
	2 Manually steered
	3 Crab steer mode

		
395,000 lb	434,400 lb	49.7 mph ¹⁾
21.7 in	21.7 in	

¹⁾ Depending on tire type, size and country specific legislation

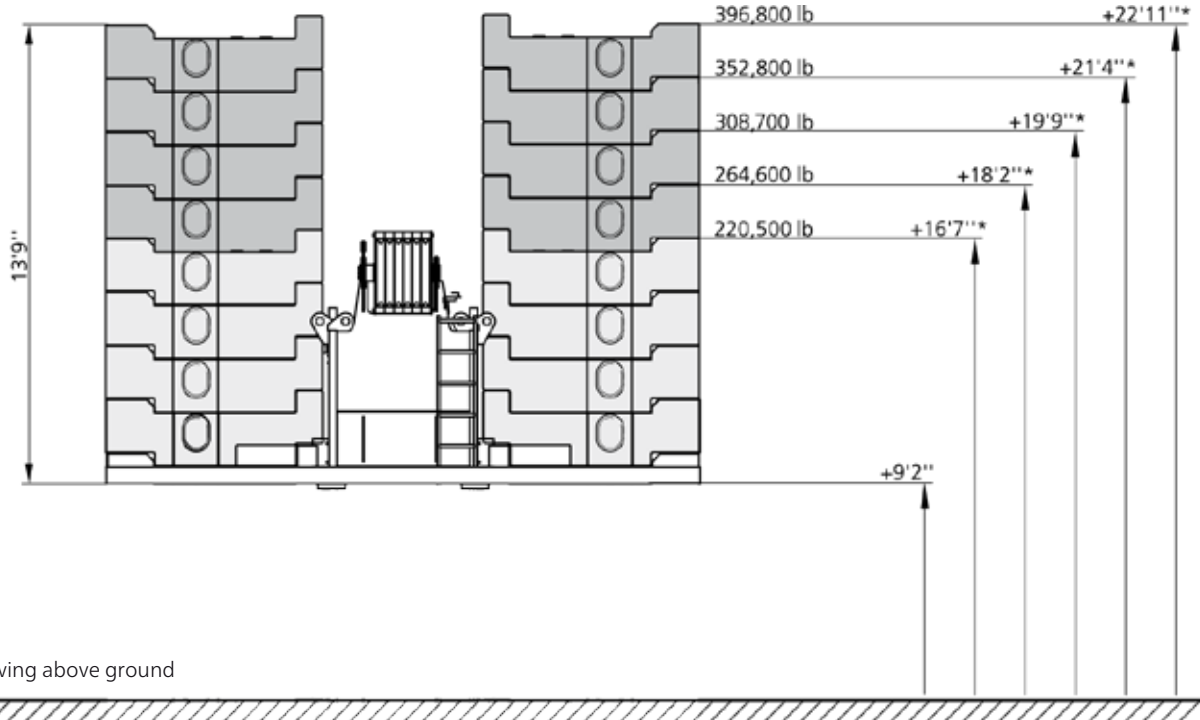
		
	385 / 95 R25 14.00 R25	445 / 80 R25 17.50 R25
	41 %	41 %

				
1	380 ft/min	28,200 lbf	0.94 in	1969 ft
2	466 ft/min	28,200 lbf	0.94 in	2362 ft
	0.9 rpm			
	420 s (48.2-183.7 ft)			
	85 s (0°-83°)			

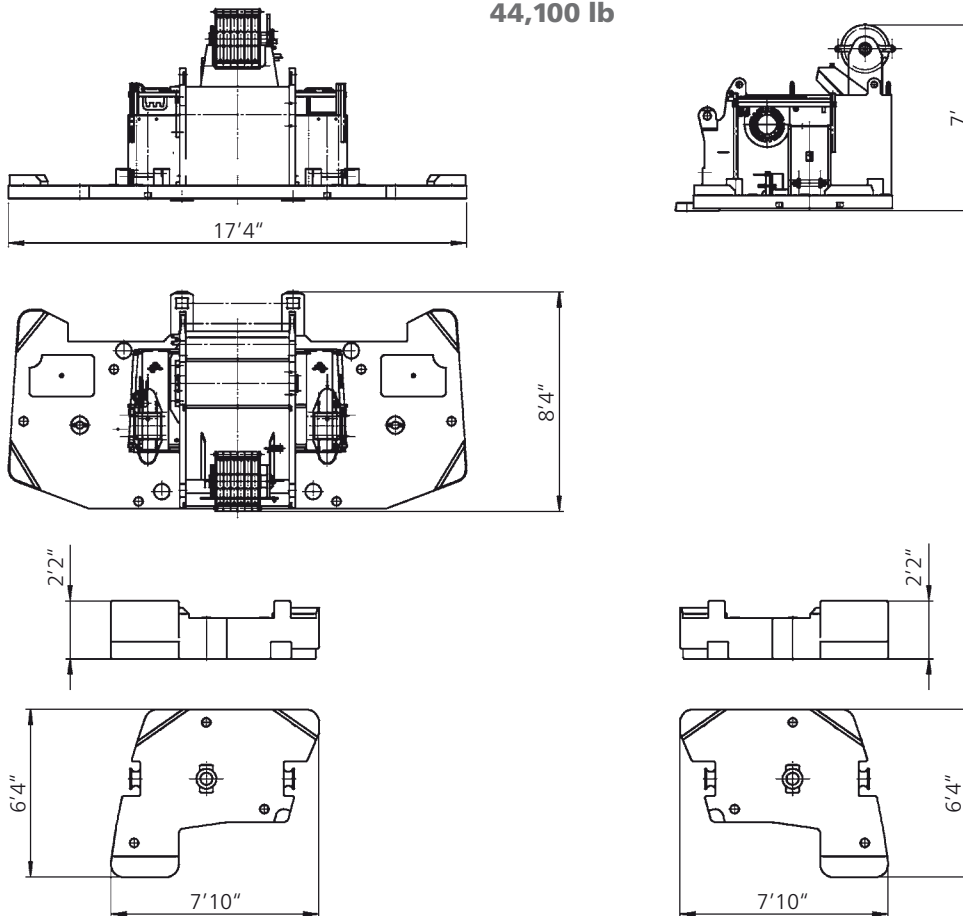
					
1	27,600	12,5-0-24	8	1,100 lb	6.6 ft
2	55,600	40-1-24	8	1,650 lb	8.9 ft
3	82,900	40-1-24	8	1,650 lb	8.9 ft
4	109,800	100-3-24	8	4,000 lb	9.8 ft
5	136,700	100-3-24	8	4,000 lb	9.8 ft
6	163,100	100-3-24	8	4,000 lb	9.8 ft
7	189,400	100-3-24	8	4,000 lb	9.8 ft
8	215,400	160-5-24	8	4,900 lb	9.8 ft
9	241,200	160-5-24	8	4,900 lb	9.8 ft
10	266,500	160-5-24	8	4,900 lb	9.8 ft
11	292,000	160-5-24	8	4,900 lb	9.8 ft
12	316,800	200-7-24	8	5,100 lb	9.8 ft
13	341,500	200-7-24	8	5,100 lb	9.8 ft
14	366,000	200-7-24	8	5,100 lb	9.8 ft
15	390,200	200-7-24	8	5,100 lb	9.8 ft
16	414,200	250-9-24	8	5,700 lb	14.8 ft
17	438,000	250-9-24	8+3	5,700 lb	14.8 ft
18	461,400	250-9-24	8+3	5,700 lb	14.8 ft
19	484,800	250-9-24	8+3	5,700 lb	14.8 ft
20	507,700	320-11-24	8+3	7,100 lb	14.8 ft
21	530,700	320-11-24	8+3	7,100 lb	14.8 ft
22	553,100	320-11-24	8+3	7,100 lb	14.8 ft

Counterweight

AC 500-8

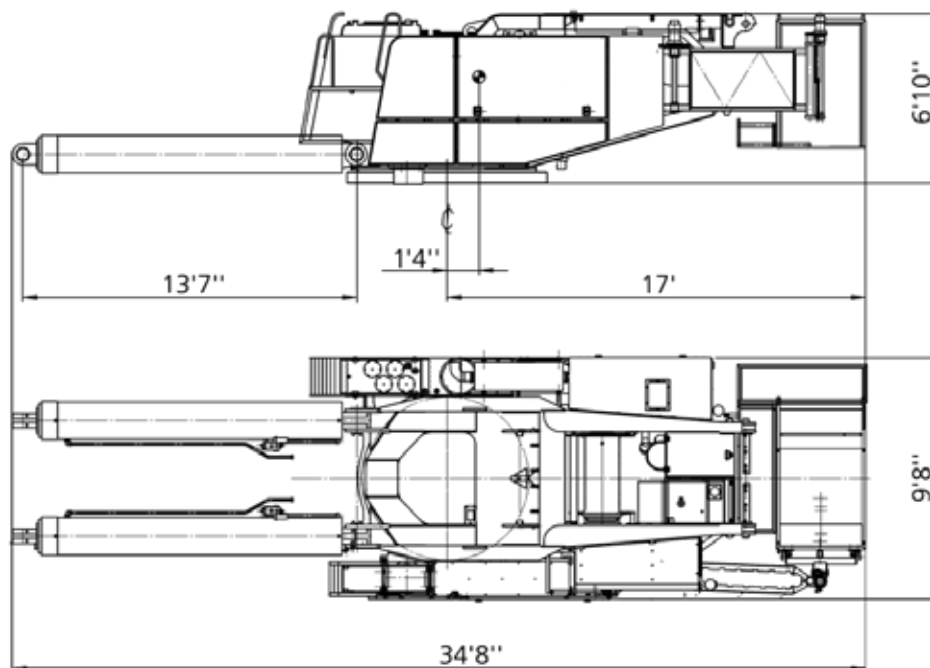


44,100 lb



Superstructure with luffing cylinder

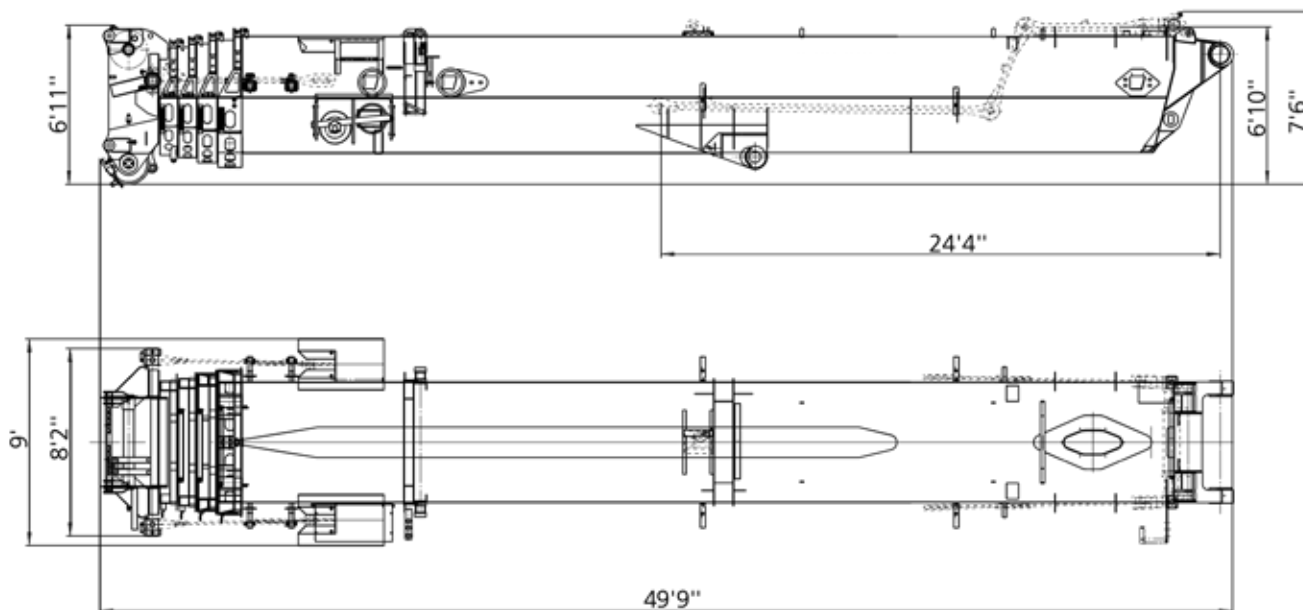
44,100 lb*



* incl. luffing cylinder

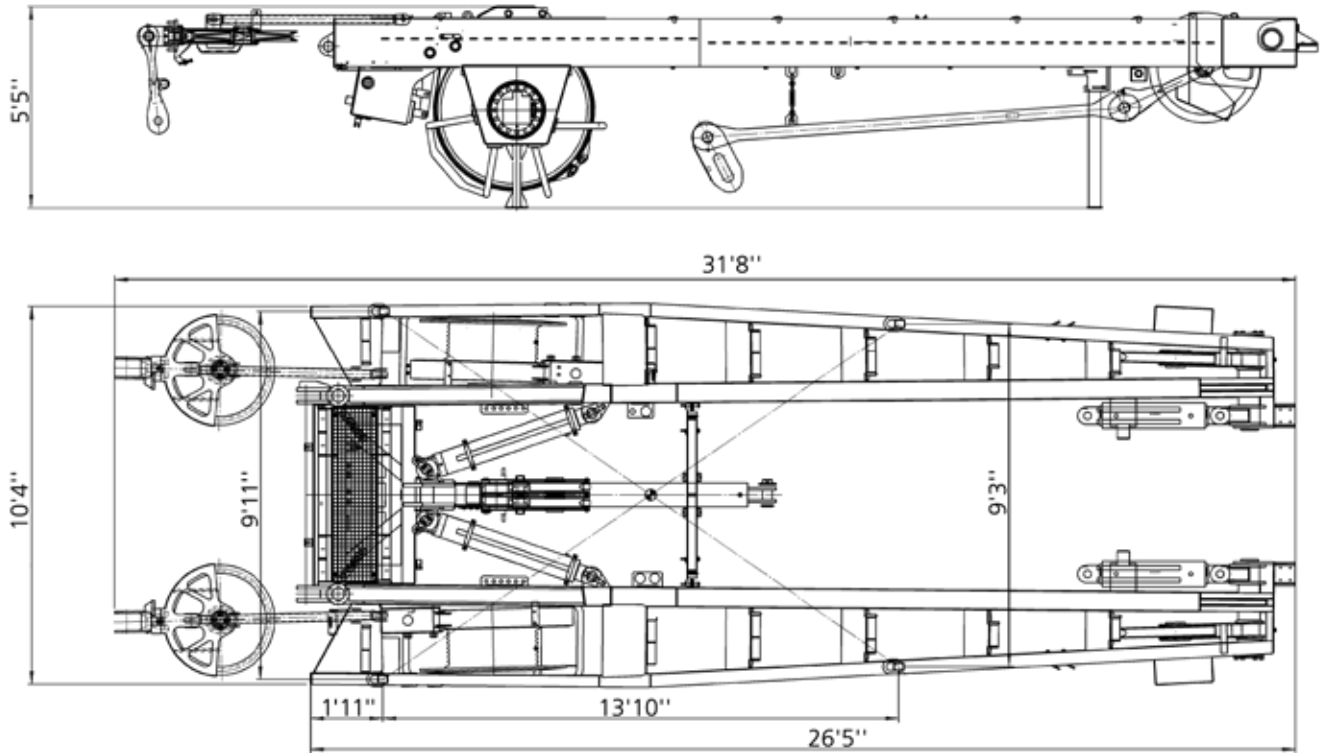
Main boom

77,200 lb



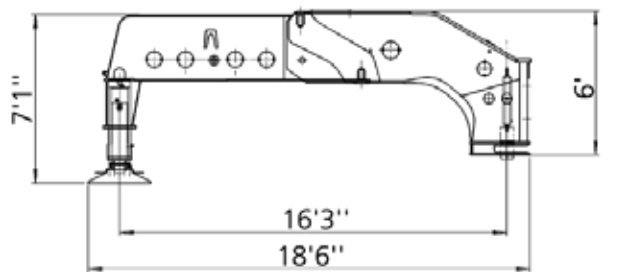
Sideways Superlift SSL

26,500 lb

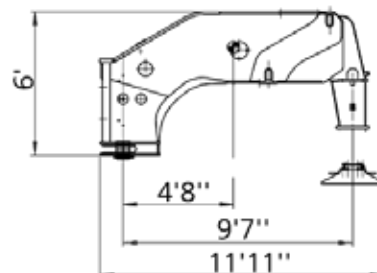
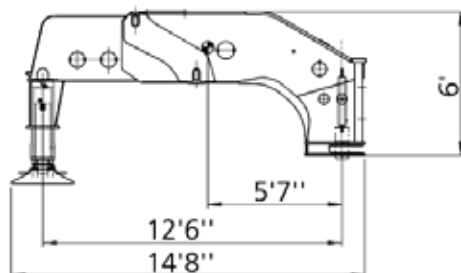
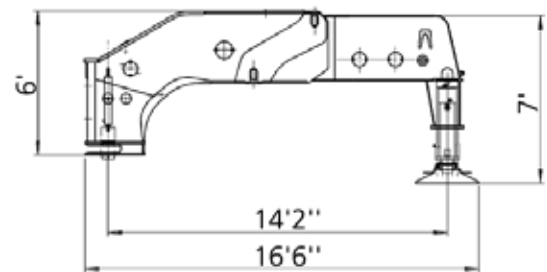


Outriggers

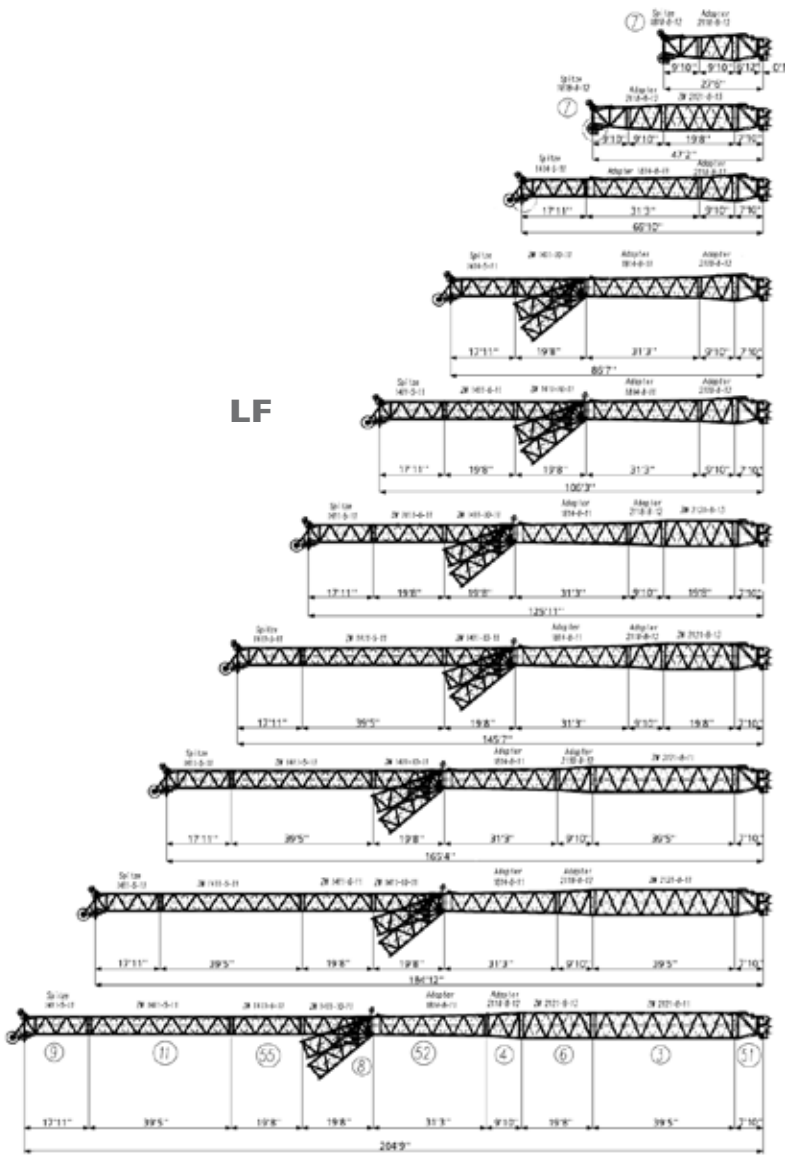
7,000 lb



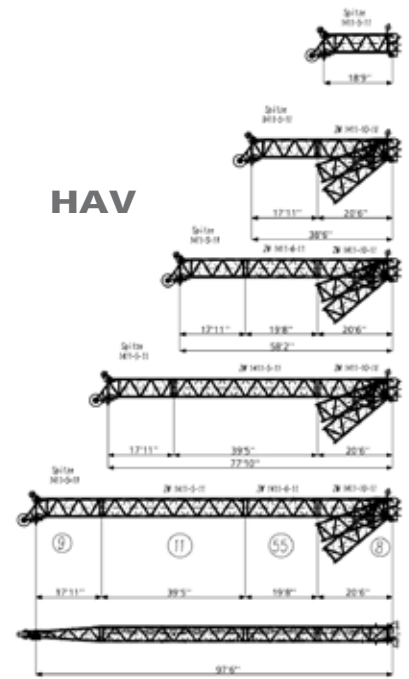
6,700 lb



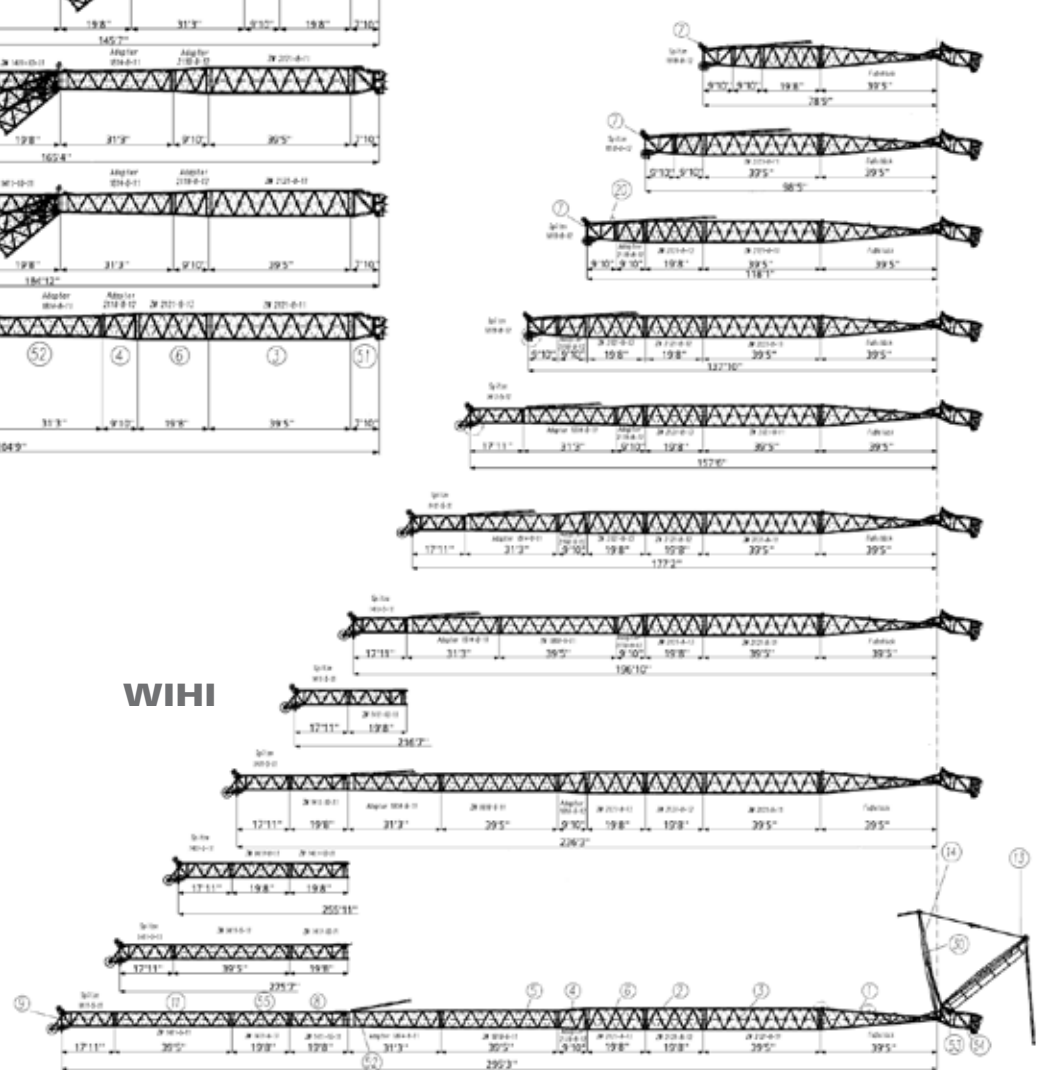
LF

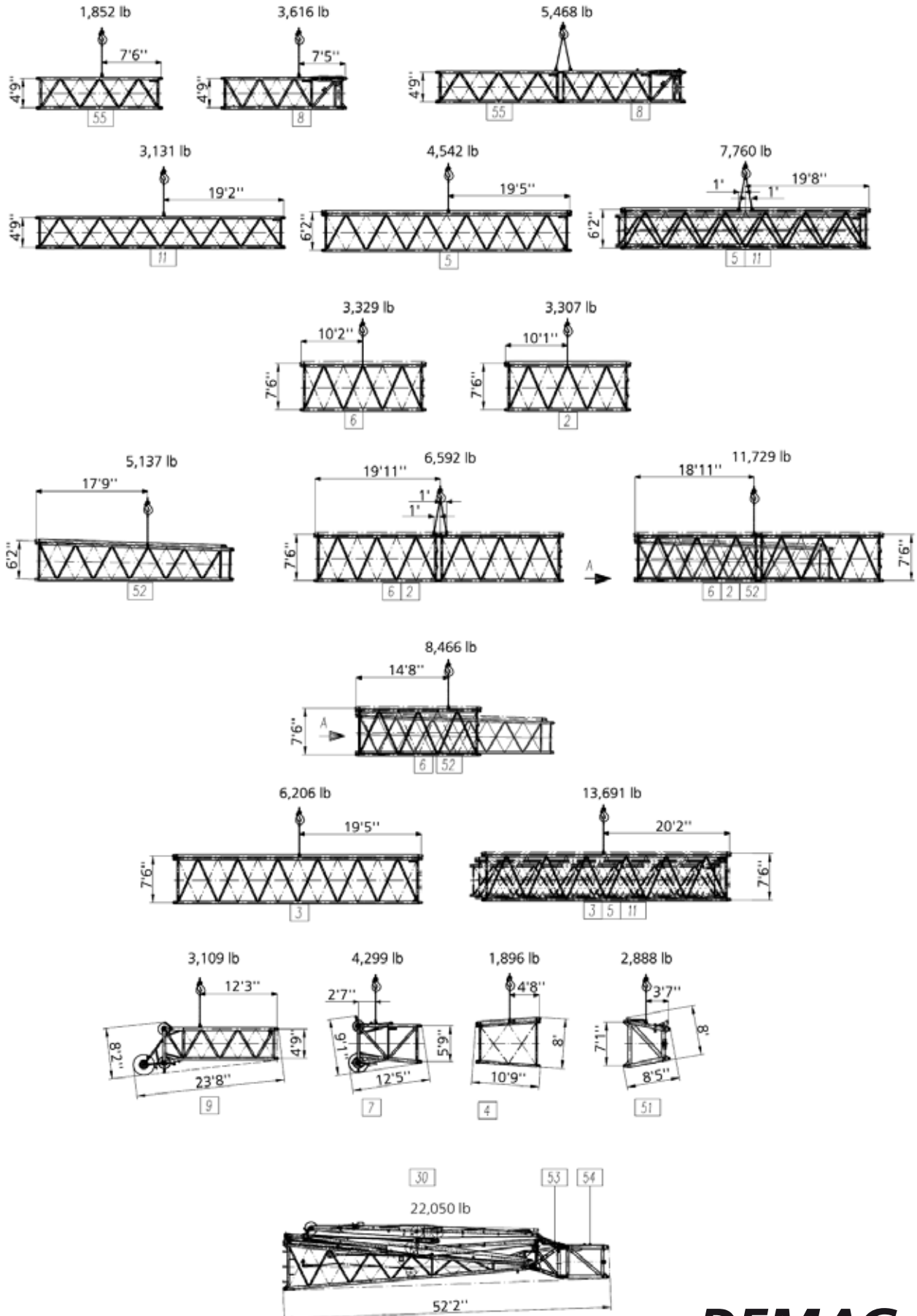


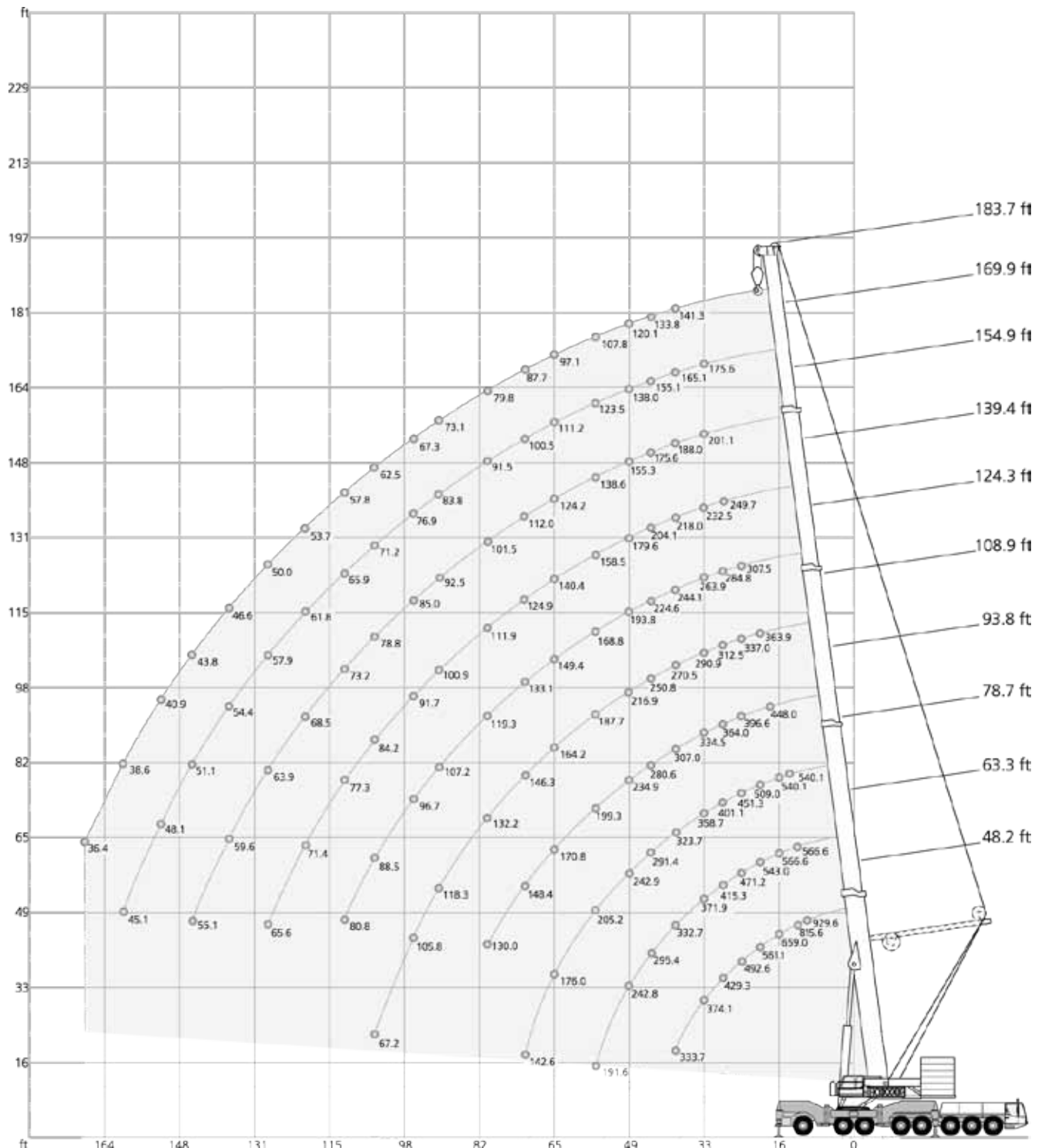
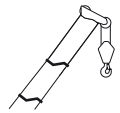
HAV





WIHI









396,800 lb		360°												85%		
		48.2ft ¹⁾	48.2ft	63.3ft ¹⁾	63.3ft	78.7ft ¹⁾	78.7ft	93.8ft	108.9ft	124.3ft	139.4ft	154.9ft	169.9ft	183.7ft		
ft		1,000 lb												ft		
		1102.3**	-	-	-	-	-	-	-	-	-	-	-	-	-	
10		929.6**	551.2	-	-	-	-	-	-	-	-	-	-	-	-	10
12		815.6**	551.2	566.6*	551.2	-	-	-	-	-	-	-	-	-	-	12
14		728.7**	551.2	566.6*	551.2	540.1	540.1	-	-	-	-	-	-	-	-	14
16		659.0**	551.2	566.6*	551.2	540.1	540.1	-	-	-	-	-	-	-	-	16
18		607.4**	526.5	558.0*	525.4	527.3	519.8	448.0	-	-	-	-	-	-	-	18
20		561.1*	495.6	543.0	495.6	509.0	493.4	429.6	363.9	-	-	-	-	-	-	20
24		492.6	435.9	471.2	436.5	451.3	434.3	396.6	337.0	307.5	-	-	-	-	-	24
28		429.3	386.8	415.3	387.8	401.1	386.8	364.0	312.5	284.8	249.7	-	-	-	-	28
32		374.1	347.1	371.9	348.8	358.7	347.1	334.5	290.9	263.9	232.5	201.1	175.6	-	-	32
36		333.7	315.9	332.7	318.1	323.7	315.9	307.0	270.5	244.1	218.0	188.0	165.1	141.3	-	36
40		-	-	295.4	289.4	291.4	287.4	280.6	250.8	224.6	204.1	175.6	155.1	133.8	-	40
48		-	-	242.8	243.8	242.9	243.0	234.9	216.9	193.8	179.6	155.3	138.0	120.1	-	48
56		-	-	191.6	195.0	205.2	205.5	200.5	187.7	168.8	158.5	138.6	123.5	107.8	-	56
64		-	-	-	-	176.0	176.1	175.0	164.2	149.4	140.4	124.2	111.2	97.1	-	64
72		-	-	-	-	142.5	142.8	155.0	146.3	133.1	124.9	112.0	100.5	87.7	-	72
80		-	-	-	-	-	-	135.9	132.7	119.3	111.9	101.5	91.5	79.8	-	80
88		-	-	-	-	-	-	-	121.6	107.2	100.9	92.5	83.8	73.1	-	88
96		-	-	-	-	-	-	-	109.1	96.7	91.7	85.0	76.9	67.3	-	96
104		-	-	-	-	-	-	-	67.2	88.5	84.2	78.8	71.2	62.5	-	104
112		-	-	-	-	-	-	-	-	80.8	77.3	73.2	65.9	57.8	-	112
120		-	-	-	-	-	-	-	-	-	71.4	68.5	61.8	53.7	-	120
128		-	-	-	-	-	-	-	-	-	65.6	63.9	57.9	50.0	-	128
136		-	-	-	-	-	-	-	-	-	-	59.6	54.4	46.6	-	136
144		-	-	-	-	-	-	-	-	-	-	55.1	51.1	43.8	-	144
152		-	-	-	-	-	-	-	-	-	-	-	48.1	40.9	-	152
160		-	-	-	-	-	-	-	-	-	-	-	45.1	38.6	-	160
168		-	-	-	-	-	-	-	-	-	-	-	-	36.4	-	168

** over rear

* ** HA-SA:

Main boom with special equipment

1) HA-ZA =  396,800 lb + 

352,800 lb		360° / Max.*										85%
		360° 48.2 ft	Max. 48.2 ft	360° 63.3 ft	Max. 63.3 ft	360° 78.7 ft	Max. 78.7 ft	360° 93.8 ft	Max. 93.8 ft	360° 108.9 ft	Max. 108.9 ft	
ft	1,000 lb											ft
10	551.2	551.2	-	-	-	-	-	-	-	-	-	10
12	551.2	551.2	-	-	-	-	-	-	-	-	-	12
14	551.2	551.2	551.2	551.2	540.1	540.1	-	-	-	-	-	14
16	551.2	551.2	551.2	551.2	540.1	540.1	-	-	-	-	-	16
18	523.3	526.5	523.3	525.4	517.6	519.8	448.0	448.0	-	-	-	18
20	489.0	495.6	489.0	495.6	489.0	493.4	429.6	429.6	363.9	363.9	-	20
24	429.9	435.8	429.9	436.5	429.9	434.3	396.6	396.6	337.0	337.0	-	24
28	382.4	386.8	382.4	387.8	382.4	386.8	364.0	364.0	312.5	312.5	-	28
32	344.4	344.4	344.4	344.4	342.7	342.7	334.5	334.5	290.9	290.9	-	32
36	313.7	313.7	313.7	313.7	311.5	311.5	307.0	307.0	270.5	270.5	-	36
40	-	-	284.8	284.8	282.6	282.6	280.6	280.6	250.8	250.8	-	40
48	-	-	236.6	236.6	234.2	234.2	234.9	234.9	216.9	216.9	-	48
56	-	-	191.1	191.1	197.3	197.3	199.3	199.3	187.7	187.7	-	56
64	-	-	-	-	168.9	168.9	170.8	170.8	164.2	164.2	-	64
72	-	-	-	-	142.6	142.6	148.4	148.4	146.3	146.3	-	72
80	-	-	-	-	-	-	130.0	130.0	132.2	132.2	-	80
88	-	-	-	-	-	-	-	-	118.3	118.3	-	88
96	-	-	-	-	-	-	-	-	105.8	105.8	-	96
104	-	-	-	-	-	-	-	-	67.2	67.2	-	104

		360° 124.3 ft	Max. 124.3 ft	360° 139.4 ft	Max. 139.4 ft	360° 154.9 ft	Max. 154.9 ft	360° 169.9 ft	Max. 169.9 ft	360° 183.7 ft	Max. 183.7 ft	
ft	1,000 lb											ft
24	307.5	307.5	-	-	-	-	-	-	-	-	-	24
28	284.8	284.8	249.7	249.7	-	-	-	-	-	-	-	28
32	263.9	263.9	232.5	232.5	201.1	201.1	175.6	175.6	-	-	-	32
36	244.1	244.1	218.0	218.0	188.0	188.0	165.1	165.1	141.3	141.3	-	36
40	224.6	224.6	204.1	204.1	175.6	175.6	155.1	155.1	133.8	133.8	-	40
48	193.8	193.8	179.6	179.6	155.3	155.3	138.0	138.0	120.1	120.1	-	48
56	168.8	168.8	158.5	158.5	138.6	138.6	123.5	123.5	107.8	107.8	-	56
64	149.4	149.4	140.4	140.4	124.2	124.2	111.2	111.2	97.1	97.1	-	64
72	133.1	133.1	124.9	124.9	112.0	112.0	100.5	100.5	87.7	87.7	-	72
80	119.3	119.3	111.9	111.9	101.5	101.5	91.5	91.5	79.8	79.8	-	80
88	107.2	107.2	100.9	100.9	92.5	92.5	83.8	83.8	73.1	73.1	-	88
96	96.7	96.7	91.7	91.7	85.0	85.0	76.9	76.9	67.3	67.3	-	96
104	88.5	88.5	84.2	84.2	78.8	78.8	71.2	71.2	62.5	62.5	-	104
112	80.8	80.8	77.3	77.3	73.2	73.2	65.9	65.9	57.8	57.8	-	112
120	-	-	71.4	71.4	68.5	68.5	61.8	61.8	53.7	53.7	-	120
128	-	-	65.6	65.6	63.9	63.9	57.9	57.9	50.0	50.0	-	128
136	-	-	-	-	59.6	59.6	54.4	54.4	46.6	46.6	-	136
144	-	-	-	-	55.1	55.1	51.1	51.1	43.8	43.8	-	144
152	-	-	-	-	-	-	48.1	48.1	40.9	40.9	-	152
160	-	-	-	-	-	-	-	-	38.6	38.6	-	160
168	-	-	-	-	-	-	-	-	36.4	36.4	-	168

* Max. values are valid only for specific superstructure positions

264,600 lb		360° / Max.*										85%
		360° 48.2 ft	Max. 48.2 ft	360° 63.3 ft	Max. 63.3 ft	360° 78.7 ft	Max. 78.7 ft	360° 93.8 ft	Max. 93.8 ft	360° 108.9 ft	Max. 108.9 ft	
ft	1,000 lb											ft
10	551.2	551.2	-	-	-	-	-	-	-	-	-	10
12	551.2	551.2	-	-	-	-	-	-	-	-	-	12
14	551.2	551.2	551.2	551.2	540.1	540.1	-	-	-	-	-	14
16	546.2	551.2	544.5	551.2	540.1	540.1	-	-	-	-	-	16
18	514.5	526.5	512.3	525.4	511.2	519.8	448.0	448.0	-	-	-	18
20	477.9	494.8	478.2	494.9	476.0	492.6	429.6	429.6	363.9	363.9	-	20
24	419.6	424.7	421.1	424.9	418.9	422.6	396.6	396.6	337.0	337.0	-	24
28	373.6	373.6	373.6	373.6	372.6	372.6	364.0	364.0	312.5	312.5	-	28
32	330.6	330.6	330.6	330.6	328.9	328.9	329.5	329.5	290.9	290.9	-	32
36	294.0	294.0	294.0	294.0	291.8	291.8	294.0	294.0	270.5	270.5	-	36
40	-	-	260.7	260.7	258.5	258.5	260.7	260.7	250.8	250.8	-	40
48	-	-	214.5	214.5	212.2	212.2	214.5	214.5	215.5	215.5	-	48
56	-	-	178.0	178.0	178.8	178.8	178.1	178.1	181.3	181.3	-	56
64	-	-	-	-	151.9	151.9	148.8	149.2	152.4	152.4	-	64
72	-	-	-	-	127.1	132.5	123.6	129.8	127.3	132.3	-	72
80	-	-	-	-	-	-	105.6	114.1	107.9	116.6	-	80
88	-	-	-	-	-	-	-	-	92.7	103.5	-	88
96	-	-	-	-	-	-	-	-	80.5	92.7	-	96
104	-	-	-	-	-	-	-	-	67.2	67.2	-	104

		360° 124.3 ft	Max. 124.3 ft	360° 139.4 ft	Max. 139.4 ft	360° 154.9 ft	Max. 154.9 ft	360° 169.9 ft	Max. 169.9 ft	360° 183.7 ft	Max. 183.7 ft	
ft	1,000 lb											ft
24	307.5	307.5	-	-	-	-	-	-	-	-	-	24
28	284.8	284.8	249.7	249.7	-	-	-	-	-	-	-	28
32	263.9	263.9	232.5	232.5	201.1	201.1	175.6	175.6	-	-	-	32
36	244.1	244.1	218.0	218.0	188.0	188.0	165.1	165.1	141.3	141.3	-	36
40	224.6	224.6	204.1	204.1	175.6	175.6	155.1	155.1	133.8	133.8	-	40
48	193.8	193.8	179.6	179.6	155.3	155.3	138.0	138.0	120.1	120.1	-	48
56	168.8	168.8	158.5	158.5	138.6	138.6	123.5	123.5	107.8	107.8	-	56
64	148.4	149.4	140.4	140.4	124.2	124.2	111.2	111.2	97.1	97.1	-	64
72	124.9	130.7	124.7	124.9	112.0	112.0	100.5	100.5	87.7	87.7	-	72
80	105.5	114.9	105.4	111.9	101.5	101.5	91.5	91.5	79.8	79.8	-	80
88	90.3	101.6	90.1	100.8	91.1	92.5	83.8	83.8	73.1	73.1	-	88
96	78.1	90.8	77.9	90.6	79.4	85.0	76.9	76.9	67.3	67.3	-	96
104	71.4	81.6	68.0	81.3	69.3	78.8	70.8	71.2	62.5	62.5	-	104
112	63.8	66.6	59.8	73.5	60.9	73.1	62.9	65.9	57.8	57.8	-	112
120	-	-	53.3	66.9	54.1	67.8	56.0	61.8	53.7	53.7	-	120
128	-	-	49.9	61.0	48.1	61.9	50.0	57.9	49.7	50.0	-	128
136	-	-	-	-	43.3	56.7	44.8	54.4	45.0	46.6	-	136
144	-	-	-	-	40.7	52.2	40.1	51.1	40.1	43.8	-	144
152	-	-	-	-	-	-	36.1	48.1	36.1	40.9	-	152
160	-	-	-	-	-	-	-	-	32.3	38.6	-	160
168	-	-	-	-	-	-	-	-	29.2	36.4	-	168

* Max. values are valid only for specific superstructure positions

132,300 lb		360° / Max.*										85%
		360° 48.2 ft	Max. 48.2 ft	360° 63.3 ft	Max. 63.3 ft	360° 78.7 ft	Max. 78.7 ft	360° 93.8 ft	Max. 93.8 ft	360° 108.9 ft	Max. 108.9 ft	
ft	1,000 lb											ft
10	551.2	551.2	-	-	-	-	-	-	-	-	-	10
12	551.2	551.2	-	-	-	-	-	-	-	-	-	12
14	551.2	551.2	551.2	551.2	540.1	540.1	-	-	-	-	-	14
16	531.2	537.2	529.5	534.9	526.8	533.9	-	-	-	-	-	16
18	495.8	495.8	495.8	495.8	493.6	493.6	448.0	448.0	-	-	-	18
20	459.2	459.2	459.2	459.2	457.0	457.0	429.4	429.4	363.9	363.9	-	20
24	386.1	386.1	386.1	386.1	383.9	383.9	386.1	386.1	337.0	337.0	-	24
28	324.8	324.8	324.8	324.8	327.0	327.0	324.8	324.8	312.5	312.5	-	28
32	277.6	277.6	277.6	277.6	279.8	279.8	277.6	277.6	277.6	279.3	-	32
36	228.9	245.8	229.2	245.9	232.2	247.9	229.0	245.5	231.7	248.4	-	36
40	-	-	182.3	217.8	186.3	220.0	192.2	217.3	187.6	220.4	-	40
48	-	-	130.2	175.4	136.9	177.4	135.6	178.4	131.3	177.8	-	48
56	-	-	101.4	145.3	103.1	147.1	101.8	150.0	105.6	147.4	-	56
64	-	-	-	-	80.9	124.5	84.3	127.4	83.1	124.8	-	64
72	-	-	-	-	67.9	104.5	68.7	107.6	68.8	104.1	-	72
80	-	-	-	-	-	-	57.2	89.7	57.8	89.3	-	80
88	-	-	-	-	-	-	-	-	48.7	79.0	-	88
96	-	-	-	-	-	-	-	-	41.6	68.2	-	96
104	-	-	-	-	-	-	-	-	35.9	59.6	-	104

		360° 124.3 ft	Max. 124.3 ft	360° 139.4 ft	Max. 139.4 ft	360° 154.9 ft	Max. 154.9 ft	360° 169.9 ft	Max. 169.9 ft	360° 183.7 ft	Max. 183.7 ft	
ft	1,000 lb											ft
24	307.5	307.5	-	-	-	-	-	-	-	-	-	24
28	284.8	284.8	249.7	249.7	-	-	-	-	-	-	-	28
32	257.3	263.9	232.5	232.5	201.1	201.1	175.6	175.6	-	-	-	32
36	221.1	241.7	207.7	218.0	188.0	188.0	165.1	165.1	141.3	141.3	-	36
40	184.3	218.6	180.5	204.1	173.7	175.6	155.1	155.1	133.8	133.8	-	40
48	133.9	176.1	128.7	176.1	130.7	155.2	132.4	138.0	119.8	120.1	-	48
56	102.6	145.8	102.7	145.6	102.2	138.3	99.8	123.5	100.1	107.8	-	56
64	83.6	123.0	82.5	121.3	79.8	118.7	77.5	111.2	77.8	97.1	-	64
72	67.8	102.8	66.5	101.6	63.8	100.0	61.6	99.3	62.1	87.7	-	72
80	56.3	88.1	55.1	83.9	52.5	85.5	50.3	85.8	50.5	79.8	-	80
88	47.4	74.5	46.1	71.5	43.6	71.9	41.2	74.0	41.5	72.4	-	88
96	40.2	65.0	38.9	64.9	36.1	64.1	33.6	63.1	34.0	63.3	-	96
104	34.2	57.0	32.7	57.2	30.0	56.4	27.6	54.5	27.8	54.8	-	104
112	29.1	50.2	27.8	51.5	24.9	49.5	22.5	47.7	22.7	47.7	-	112
120	-	-	23.6	46.2	20.7	43.8	18.3	41.9	18.5	42.2	-	120
128	-	-	20.0	41.3	17.2	38.9	14.8	36.8	15.0	37.0	-	128
136	-	-	-	-	14.1	34.6	11.7	32.3	11.9	32.5	-	136
144	-	-	-	-	11.6	30.8	9.1	28.6	9.2	28.6	-	144
152	-	-	-	-	-	-	6.8	25.2	6.8	25.2	-	152
160	-	-	-	-	-	-	-	-	-	22.3	-	160
168	-	-	-	-	-	-	-	-	-	19.7	-	168

* Max. values are valid only for specific superstructure positions

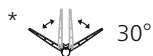
0 lb		360° / Max.*										85%
		360°	Max.	360°	Max.	360°	Max.	360°	Max.	360°	Max.	
ft		48.2 ft	48.2 ft	63.3 ft	63.3 ft	78.7 ft	78.7 ft	93.8 ft	93.8 ft	108.9 ft	108.9 ft	ft
1,000 lb												
10	551.2	551.2	-	-	-	-	-	-	-	-	-	10
12	551.2	551.2	-	-	-	-	-	-	-	-	-	12
14	537.0	537.0	535.9	535.9	530.7	530.7	-	-	-	-	-	14
16	479.8	479.8	479.8	479.8	439.4	427.9	-	-	-	-	-	16
18	407.3	429.1	379.5	429.3	344.2	427.0	289.2	427.7	-	-	-	18
20	333.6	385.1	286.7	385.4	261.0	387.3	225.1	382.7	193.1	357.4	-	20
24	190.2	319.8	187.1	320.1	171.1	316.9	161.3	284.6	144.8	256.2	-	24
28	111.4	266.1	124.4	258.1	126.1	243.6	118.8	222.5	111.3	197.1	-	28
32	71.7	220.8	82.7	200.0	90.0	195.3	89.8	177.5	86.7	164.7	-	32
36	52.0	167.1	61.5	164.2	68.0	162.4	69.2	149.1	68.6	143.8	-	36
40	-	-	44.6	132.7	50.4	133.7	51.5	130.9	52.4	120.8	-	40
48	-	-	27.1	89.6	32.0	95.1	32.9	96.1	33.7	92.4	-	48
56	-	-	16.6	63.4	21.0	68.7	21.9	69.6	22.6	70.0	-	56
64	-	-	-	-	13.8	50.7	14.5	51.6	15.2	52.3	-	64
72	-	-	-	-	8.1	38.6	8.9	39.3	9.6	39.9	-	72
80	-	-	-	-	-	-	-	31.1	-	31.6	-	80
88	-	-	-	-	-	-	-	-	-	25.4	-	88
96	-	-	-	-	-	-	-	-	-	20.5	-	96
104	-	-	-	-	-	-	-	-	-	16.6	-	104

		360°	Max.	360°	Max.	360°	Max.	360°	Max.	360°	Max.	
ft		124.3 ft	124.3 ft	139.4 ft	139.4 ft	154.9 ft	154.9 ft	169.9 ft	169.9 ft	183.7 ft	183.7 ft	ft
1,000 lb												
24	134.0	225.0	121.8	173.1	-	-	-	-	-	-	-	24
28	101.3	178.9	92.9	163.9	83.0	160.4	-	-	-	-	-	28
32	79.3	152.2	73.2	144.8	65.1	131.5	58.0	117.8	-	-	-	32
36	64.1	131.0	59.8	124.0	52.9	111.0	46.9	99.7	44.6	94.1	-	36
40	50.6	113.1	47.9	103.8	42.2	93.0	36.9	83.8	35.2	80.4	-	40
48	32.2	84.4	30.9	77.8	27.4	69.9	22.4	63.8	21.0	61.5	-	48
56	21.0	65.4	19.9	60.5	15.8	54.6	11.5	49.5	10.6	47.8	-	56
64	13.7	50.5	12.4	47.7	8.2	43.3	-	38.8	-	37.6	-	64
72	7.8	38.4	6.5	36.8	-	34.1	-	30.4	-	29.3	-	72
80	-	30.0	-	28.9	-	26.1	-	23.1	-	22.2	-	80
88	-	23.8	-	22.7	-	20.0	-	17.3	-	16.7	-	88
96	-	18.9	-	17.7	-	15.1	-	12.8	-	12.2	-	96
104	-	14.8	-	13.7	-	11.0	-	8.8	-	8.4	-	104
112	-	11.8	-	10.4	-	7.8	-	-	-	-	-	112
120	-	-	-	7.8	-	-	-	-	-	-	-	120
128	-	-	-	5.5	-	-	-	-	-	-	-	128

* Max. values are valid only for specific superstructure positions

396,800 lb		360°							85%
ft	93.8 ft	108.9 ft	124.3 ft	139.4 ft	154.9 ft	169.9 ft	183.7 ft	ft	
1,000 lb									
18	387.1	-	-	-	-	-	-	18	
20	380.3	411.0	-	-	-	-	-	20	
24	366.9	394.2	362.5	326.4	-	-	-	24	
28	355.8	369.5	349.1	318.3	272.0	-	-	28	
32	337.8	333.9	327.3	310.3	265.6	256.8*	-	32	
36	309.3	306.9	298.3	290.4	258.1	238.5*	217.3*	36	
40	281.0	278.8	270.0	267.6	249.6	220.3*	202.5*	40	
48	238.6	236.4	228.4	225.4	224.9	199.9	176.5*	48	
56	203.6	202.1	197.8	194.6	193.8	187.6	157.1	56	
64	174.1	172.5	170.1	170.0	169.6	169.1	147.4	64	
72	150.9	154.6	146.9	155.1	150.3	150.1	138.2	72	
80	132.1	138.6	128.7	137.5	132.0	134.4	129.6	80	
88	-	123.6	113.9	122.5	116.9	119.3	119.5	88	
96	-	108.4	101.2	109.8	104.3	106.5	107.0	96	
104	-	-	90.5	99.0	93.6	95.8	96.1	104	
112	-	-	78.4	89.9	84.4	86.6	86.8	112	
120	-	-	-	81.5	76.5	78.5	79.0	120	
128	-	-	-	61.9	69.5	71.6	71.9	128	
136	-	-	-	-	62.8	65.3	65.7	136	
144	-	-	-	-	52.1	59.8	60.0	144	
152	-	-	-	-	-	53.8	54.9	152	
160	-	-	-	-	-	-	50.4	160	
168	-	-	-	-	-	-	43.8	168	

264,600 lb		360°							85%
ft	93.8 ft	108.9 ft	124.3 ft	139.4 ft	154.9 ft	169.9 ft	183.7 ft	ft	
1,000 lb									
18	387.1	-	-	-	-	-	-	18	
20	380.3	411.0	-	-	-	-	-	20	
24	366.9	392.8	362.5	326.4	-	-	-	24	
28	354.6	360.4	349.1	318.3	272.0	-	-	28	
32	325.6	321.3	320.6	310.3	265.6	256.8*	-	32	
36	289.6	289.6	287.0	284.0	258.1	238.5*	217.3*	36	
40	258.1	255.9	253.7	254.1	248.4	220.3*	202.5*	40	
48	211.0	209.6	207.3	208.0	210.7	199.4	176.5*	48	
56	175.7	178.4	172.2	178.9	175.5	177.8	157.1	56	
64	148.0	154.1	144.4	153.3	147.9	150.2	147.4	64	
72	125.5	131.9	121.1	130.6	124.2	127.0	127.5	72	
80	106.1	112.3	101.7	111.1	104.8	107.4*	108.0	80	
88	-	96.7	86.1	95.6	89.2	91.9*	92.3*	88	
96	-	84.1	73.5	82.7	76.5	79.0*	79.4*	96	
104	-	-	63.1	72.2	66.0	68.5*	68.9*	104	
112	-	-	54.2	63.5	57.3	60.0*	60.2*	112	
120	-	-	-	56.5	49.8	52.4*	52.8*	120	
128	-	-	-	40.8	43.4	45.9*	46.3*	128	
136	-	-	-	-	37.8	40.2*	40.7*	136	
144	-	-	-	-	33.1	35.3*	35.7*	144	
152	-	-	-	-	-	31.2*	31.4*	152	
160	-	-	-	-	-	-	27.6*	160	
168	-	-	-	-	-	-	24.3*	168	

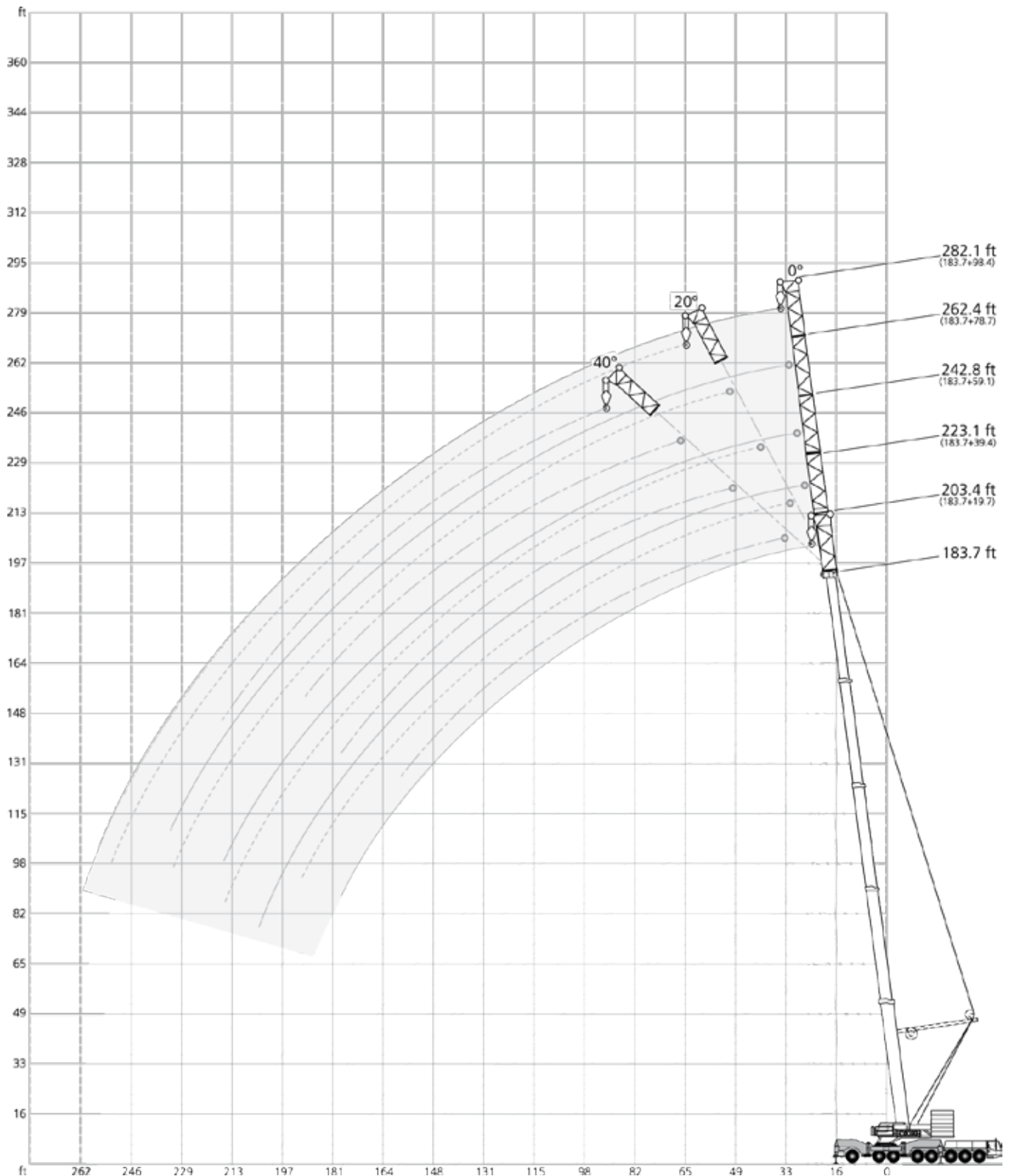
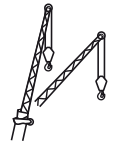


176,400 lb		360°							85%
ft	93.8 ft	108.9 ft	124.3 ft	139.4 ft	154.9 ft	169.9 ft	183.7 ft	ft	
1,000 lb									
18	387.1	-	-	-	-	-	-	18	
20	380.3	411.0	-	-	-	-	-	20	
24	366.9	385.8	362.5	326.4	-	-	-	24	
28	340.5	334.8	334.9	318.3	272.0	-	-	28	
32	297.5	295.3	292.5	293.7	265.6	256.8*	-	32	
36	260.9	260.9	258.7	258.7	247.4	238.5*	217.3*	36	
40	228.0	227.8	225.6	225.5	225.1	218.9*	202.1*	40	
48	174.4	181.7	169.3	180.3	172.9	172.5*	169.5*	48	
56	131.3	138.3	126.4	137.2	129.7	132.9*	133.5*	56	
64	102.1	108.9	97.5	107.7	100.8	103.7*	104.4*	64	
72	81.6	88.2	76.9	87.1	80.2	83.1*	83.5*	72	
80	66.8	73.2	62.1	72.1	65.5	68.2*	68.6*	80	
88	-	61.6	49.9	60.5	53.6	56.7*	57.1*	88	
96	-	52.5	40.5	51.1	43.9	46.9*	47.3*	96	
104	-	-	32.7	43.0	36.0	38.8*	39.3*	104	
112	-	-	26.4	36.5	29.4	32.3*	32.7*	112	
120	-	-	-	31.0	24.0	26.8*	27.1*	120	
128	-	-	-	17.0	19.5	22.0*	22.5*	128	
136	-	-	-	-	15.6	18.0*	18.3*	136	
144	-	-	-	-	12.3	14.5*	14.7*	144	
152	-	-	-	-	-	11.5*	11.8*	152	
160	-	-	-	-	-	-	9.2*	160	
168	-	-	-	-	-	-	6.9*	168	

*  30°

HAV / HAV-SSL

AC 500-8







☰ 308,600 lb		360°												85%
📏 183.7 ft														
ft	19.7 ft 0°	39.4 ft			59.1 ft			78.7 ft			98.4 ft			ft
		0°	20°	40°*	0°	20°	40°*	0°	20°	40°*	0°	20°	40°*	
1,000 lb														
40	105.8	-	-	-	-	-	-	-	-	-	-	-	-	40
48	94.8	80.5	-	-	67.0	-	-	-	-	-	-	-	-	48
56	85.3	72.3	61.6	-	61.1	-	-	53.2	-	-	46.4	-	-	56
64	77.2	65.3	57.3	-	55.9	-	-	48.9	-	-	42.6	-	-	64
72	70.0	59.2	53.2	47.2	51.2	41.7	-	45.1	-	-	39.3	-	-	72
80	64.2	54.2	49.5	44.8	47.2	39.3	34.0	41.6	33.0	-	36.4	-	-	80
88	59.1	49.9	46.1	42.4	43.7	37.2	32.6	38.6	31.2	-	33.8	-	-	88
96	54.7	46.3	43.0	39.9	40.4	35.2	31.2	35.9	29.4	25.2	31.4	24.9	-	96
104	50.5	42.9	40.2	37.6	37.8	33.3	29.9	33.6	27.9	24.2	29.3	23.5	-	104
112	46.8	40.0	37.8	35.4	35.2	31.4	28.6	31.2	26.4	23.3	27.5	22.4	19.4	112
120	43.6	37.3	35.4	33.4	33.0	29.8	27.5	29.3	25.1	22.5	25.6	21.4	18.5	120
128	40.4	34.8	33.4	31.4	30.9	28.1	26.2	27.5	23.9	21.7	24.1	20.3	17.7	128
136	37.6	32.5	31.3	29.5	28.9	26.6	25.2	25.9	22.7	20.7	22.6	19.2	16.9	136
144	35.2	30.3	29.6	28.1	27.2	25.2	24.1	24.3	21.7	19.9	21.2	18.3	16.3	144
152	32.8	28.4	28.0	26.5	25.4	23.9	23.0	22.7	20.6	19.1	20.1	17.3	15.6	152
160	30.9	26.7	26.4	25.2	24.0	22.7	22.1	21.4	19.7	18.4	18.8	16.5	15.0	160
168	29.2	25.1	24.9	-	22.5	21.5	21.1	20.1	18.8	17.7	17.8	15.7	14.5	168
176	27.6	23.8	23.6	-	21.1	20.4	20.2	18.7	18.0	16.9	16.7	14.9	14.0	176
184	26.1	22.5	22.3	-	20.0	19.4	-	17.6	17.1	16.2	15.6	14.1	13.4	184
192	-	21.4	21.1	-	18.7	18.3	-	16.5	16.1	15.5	14.6	13.3	12.9	192
200	-	20.3	19.9	-	17.7	17.2	-	15.5	15.2	15.0	13.6	12.6	12.4	200
208	-	-	-	-	16.7	16.2	-	14.5	14.5	-	12.8	11.7	11.8	208
216	-	-	-	-	15.7	15.3	-	13.5	13.5	-	12.0	11.1	11.3	216
224	-	-	-	-	-	-	-	12.7	12.6	-	11.1	10.4	-	224
232	-	-	-	-	-	-	-	11.9	11.8	-	10.1	9.7	-	232
240	-	-	-	-	-	-	-	11.1	-	-	9.3	9.0	-	240
248	-	-	-	-	-	-	-	-	-	-	8.5	8.2	-	248
256	-	-	-	-	-	-	-	-	-	-	7.7	7.5	-	256





☰ 88,200 lb		360°												85%
📏 183.7 ft														
ft	19.7 ft 0°	39.4 ft			59.1 ft			78.7 ft			98.4 ft			ft
		0°	20°	40°	0°	20°	40°	0°	20°	40°	0°	20°	40°	
1,000 lb														
40	105.8	-	-	-	-	-	-	-	-	-	-	-	-	40
48	92.4	80.5	-	-	67.0	-	-	-	-	-	-	-	-	48
56	72.8	69.3	61.6	-	61.1	-	-	53.2	-	-	46.4	-	-	56
64	55.7	54.4	57.3	-	52.9	-	-	48.9	-	-	42.6	-	-	64
72	43.3	42.1	48.1	47.2	41.9	41.7	-	41.6	-	-	39.3	-	-	72
80	34.0	33.0	38.2	42.5	33.0	38.8	34.0	33.0	33.0	-	33.2	-	-	80
88	26.7	25.9	30.5	34.2	25.9	32.7	32.6	26.1	31.2	-	26.4	-	-	88
96	20.7	20.1	24.1	27.3	20.3	26.0	30.3	20.5	27.7	25.2	20.9	24.9	-	96
104	15.8	15.5	18.9	21.6	15.6	20.9	25.4	15.8	22.7	24.2	16.4	23.5	-	104
112	11.7	11.5	14.5	16.7	11.7	16.3	20.5	11.9	18.3	23.2	12.6	20.3	19.4	112
120	8.3	8.1	10.6	12.6	8.6	12.7	16.3	8.8	14.4	19.6	9.4	16.4	18.5	120
128	-	-	7.4	9.0	5.7	9.6	12.7	6.2	11.1	15.7	6.7	13.1	17.7	128
136	-	-	-	6.0	-	6.8	9.3	-	8.3	12.4	-	10.1	15.5	136
144	-	-	-	-	-	-	6.3	-	5.8	9.6	-	7.6	12.5	144
152	-	-	-	-	-	-	-	-	-	6.9	-	-	9.8	152
160	-	-	-	-	-	-	-	-	-	-	-	-	7.3	160
168	-	-	-	-	-	-	-	-	-	-	-	-	5.2	168

* ☰ 264,600 lb

396,800 lb		360°												85%
183.7 ft		0°												
ft	19.7 ft	39.4 ft			59.1 ft			78.7 ft			98.4 ft			ft
	0°	0°	20°	40°	0°	20°	40°	0°	20°	40°	0°	20°	40°	
1,000 lb														
32	110.2	-	-	-	-	-	-	-	-	-	-	-	-	32
36	110.2	-	-	-	-	-	-	-	-	-	-	-	-	36
40	110.2	100.6	-	-	82.4	-	-	-	-	-	-	-	-	40
48	110.2	98.9	-	-	81.4	-	-	65.9	-	-	54.6	-	-	48
56	110.2	96.5	83.6	-	79.9	-	-	62.4	-	-	52.0	-	-	56
64	108.2	93.5	79.9	66.2	77.8	57.1	-	59.1	-	-	49.4	-	-	64
72	104.8	90.2	76.4	63.6	75.2	54.1	-	55.8	39.3	-	46.8	-	-	72
80	101.3	86.4	72.6	61.1	72.2	51.4	41.0	52.7	37.6	-	44.4	-	-	80
88	97.5	82.5	68.8	58.8	68.9	49.0	39.8	49.8	35.9	-	42.2	30.4	-	88
96	93.6	78.6	65.2	56.8	65.6	46.7	38.5	47.0	34.4	28.5	39.9	29.1	-	96
104	89.6	74.8	61.7	54.9	62.3	44.8	37.6	44.4	33.2	27.7	37.7	27.7	-	104
112	85.5	70.8	58.5	53.0	58.9	42.9	36.6	42.0	31.9	27.1	35.8	26.6	21.8	112
128	73.3	63.9	53.3	49.8	52.9	39.8	34.7	37.8	29.9	25.9	32.2	24.6	20.5	128
144	61.3	57.7	49.5	47.2	47.7	37.3	33.3	34.5	28.0	24.9	29.2	23.0	19.4	144
160	51.6	51.6	46.3	-	43.2	35.2	32.5	31.8	26.5	24.1	26.6	21.4	18.6	160
168	47.4	47.4	45.0	-	41.2	34.3	32.1	30.6	25.8	23.7	25.7	20.7	18.2	168
176	43.4	43.7	43.2	-	39.5	33.5	31.8	29.6	25.2	23.4	24.7	20.1	17.9	176
184	-	40.2	41.1	-	37.9	32.8	-	28.6	24.7	23.1	23.8	19.6	17.6	184
192	-	37.1	37.9	-	36.5	32.3	-	28.0	24.1	22.9	23.0	19.1	17.4	192
200	-	33.7	-	-	34.9	31.9	-	27.2	23.7	-	22.3	18.5	17.1	200
208	-	-	-	-	32.4	31.6	-	26.4	23.2	-	21.6	18.0	17.0	208
216	-	-	-	-	29.6	30.7	-	25.8	22.7	-	21.0	17.7	16.8	216
224	-	-	-	-	-	-	-	25.3	22.5	-	20.4	17.4	-	224
232	-	-	-	-	-	-	-	24.6	22.2	-	19.8	17.1	-	232
240	-	-	-	-	-	-	-	-	-	-	19.1	16.8	-	240
248	-	-	-	-	-	-	-	-	-	-	18.6	16.6	-	248
256	-	-	-	-	-	-	-	-	-	-	17.9	-	-	256

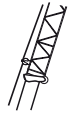
220,500 lb		360°												85%		
183.7 ft		0°														
ft	19.7 ft			39.4 ft			59.1 ft			78.7 ft			98.4 ft			ft
	0°	0°	20°	40°	0°	20°	40°	0°	20°	40°	0°	20°	40°			
1,000 lb																
32	110.2	-	-	-	-	-	-	-	-	-	-	-	-	32		
36	110.2	-	-	-	-	-	-	-	-	-	-	-	-	36		
40	110.2	100.6	-	-	82.4	-	-	-	-	-	-	-	-	40		
48	110.2	98.9	-	-	81.4	-	-	65.9	-	-	54.6	-	-	48		
56	110.2	96.5	83.6	-	79.9	-	-	62.4	-	-	52.0	-	-	56		
64	108.2	93.5	79.9	66.2	77.8	57.1	-	59.1	-	-	49.4	-	-	64		
72	104.8	90.2	76.4	63.6	75.2	54.1	-	55.8	39.3	-	46.8	-	-	72		
80	91.1	86.1	72.6	61.1	72.2	51.4	41.0	52.7	37.6	-	44.4	-	-	80		
88	77.2	77.6	68.8	58.8	68.9	49.0	39.8	49.8	35.9	-	42.2	30.4	-	88		
96	65.9	66.4	65.2	56.8	65.6	46.7	38.5	47.0	34.4	28.5	39.9	29.1	-	96		
104	56.7	57.1	60.2	54.9	58.4	44.8	37.6	44.4	33.2	27.7	37.7	27.7	-	104		
112	48.8	49.2	52.5	52.9	50.5	42.9	36.6	42.0	31.9	27.1	35.8	26.6	21.8	112		
128	36.2	36.6	39.5	41.5	37.9	39.8	34.7	37.8	29.9	25.9	32.2	24.6	20.5	128		
144	26.9	27.1	29.3	30.9	28.4	32.0	33.3	30.0	28.0	24.9	29.2	23.0	19.4	144		
152	23.1	23.3	25.4	26.5	24.6	27.9	29.8	26.2	27.2	24.5	26.8	22.2	19.0	152		
160	19.6	19.8	21.6	-	21.1	24.1	26.2	22.6	25.8	24.1	24.2	21.4	18.6	160		
168	16.6	16.8	18.3	-	18.0	20.7	22.4	19.5	23.0	23.7	21.1	20.7	18.2	168		
176	13.9	14.2	15.4	-	15.3	17.7	19.0	16.7	20.1	22.3	18.2	20.1	17.9	176		
184	-	11.6	12.7	-	12.7	14.9	-	14.0	17.1	19.3	15.6	19.5	17.6	184		
192	-	9.5	10.3	-	10.6	12.4	-	11.9	14.7	16.5	13.3	17.0	17.4	192		
200	-	7.4	-	-	8.5	10.0	-	9.8	12.4	-	11.2	14.6	16.4	200		
208	-	-	-	-	6.6	8.0	-	8.0	10.2	-	9.3	12.4	14.4	208		
216	-	-	-	-	5.0	6.1	-	6.3	8.1	-	7.4	10.3	12.1	216		
224	-	-	-	-	-	-	-	-	6.4	-	6.0	8.4	-	224		
232	-	-	-	-	-	-	-	-	-	-	-	6.6	-	232		

☰ 396,800 lb		360°				85%
						
		39.4 ft 0°	59.1 ft 0°	78.7 ft 0°	98.4 ft 0°	
ft		1,000 lb				ft
40		107.7	92.0	-	-	40
48		103.6	86.9	71.1	61.6	48
56		99.1	82.1	65.0	56.2	56
64		94.1	77.3	59.7	51.4	64
72		88.7	72.6	55.0	47.3	72
80		83.4	68.3	51.0	43.8	80
88		78.0	64.1	47.6	40.7	88
96		72.8	60.2	44.5	38.0	96
104		67.8	56.6	42.2	35.8	104
112		63.0	53.2	39.8	33.6	112
120		59.0	50.0	37.9	32.0	120
128		55.2	47.2	36.0	30.4	128
136		51.9	44.6	34.4	29.0	136
144		48.6	42.2	32.9	27.6	144
152		45.7	40.1	31.6	26.4	152
160		42.8	38.0	30.2	25.2	160
168		40.3	36.1	28.9	24.2	168
176		37.7	34.2	27.7	23.2	176
184		35.2	32.3	26.6	22.2	184
192		32.8	30.6	25.7	21.4	192
200		30.2	28.9	24.7	20.5	200
208		-	26.9	23.6	19.8	208
216		-	25.0	22.7	19.1	216
224		-	-	21.7	18.4	224
232		-	-	20.6	17.8	232
240		-	-	-	16.9	240
248		-	-	-	16.4	248

☰ 220,500 lb		360°				85%
						
		39.4 ft 0°	59.1 ft 0°	78.7 ft 0°	98.4 ft 0°	
ft		1,000 lb				ft
40		107.7	92.0	-	-	40
48		103.6	86.9	71.1	61.6	48
56		99.1	82.1	65.0	56.2	56
64		94.1	77.3	59.7	51.4	64
72		88.7	72.6	55.0	47.3	72
80		83.4	68.3	51.0	43.8	80
88		76.5	64.1	47.6	40.7	88
96		66.4	60.2	44.5	38.0	96
104		57.1	56.6	42.2	35.8	104
112		49.2	50.5	39.8	33.6	112
120		42.4	43.9	37.9	32.0	120
128		36.6	37.9	36.0	30.4	128
136		31.7	33.0	33.3	29.0	136
144		27.1	28.4	29.9	27.6	144
152		23.3	24.6	26.2	26.1	152
160		19.8	21.1	22.6	24.2	160
168		16.8	18.0	19.5	21.1	168
176		14.2	15.3	16.7	18.2	176
184		11.6	12.7	14.0	15.6	184
192		9.5	10.6	11.9	13.3	192
200		7.3	8.4	9.7	11.3	200
208		-	6.6	7.9	9.3	208
216		-	5.0	6.3	7.4	216
224		-	-	-	6.0	224

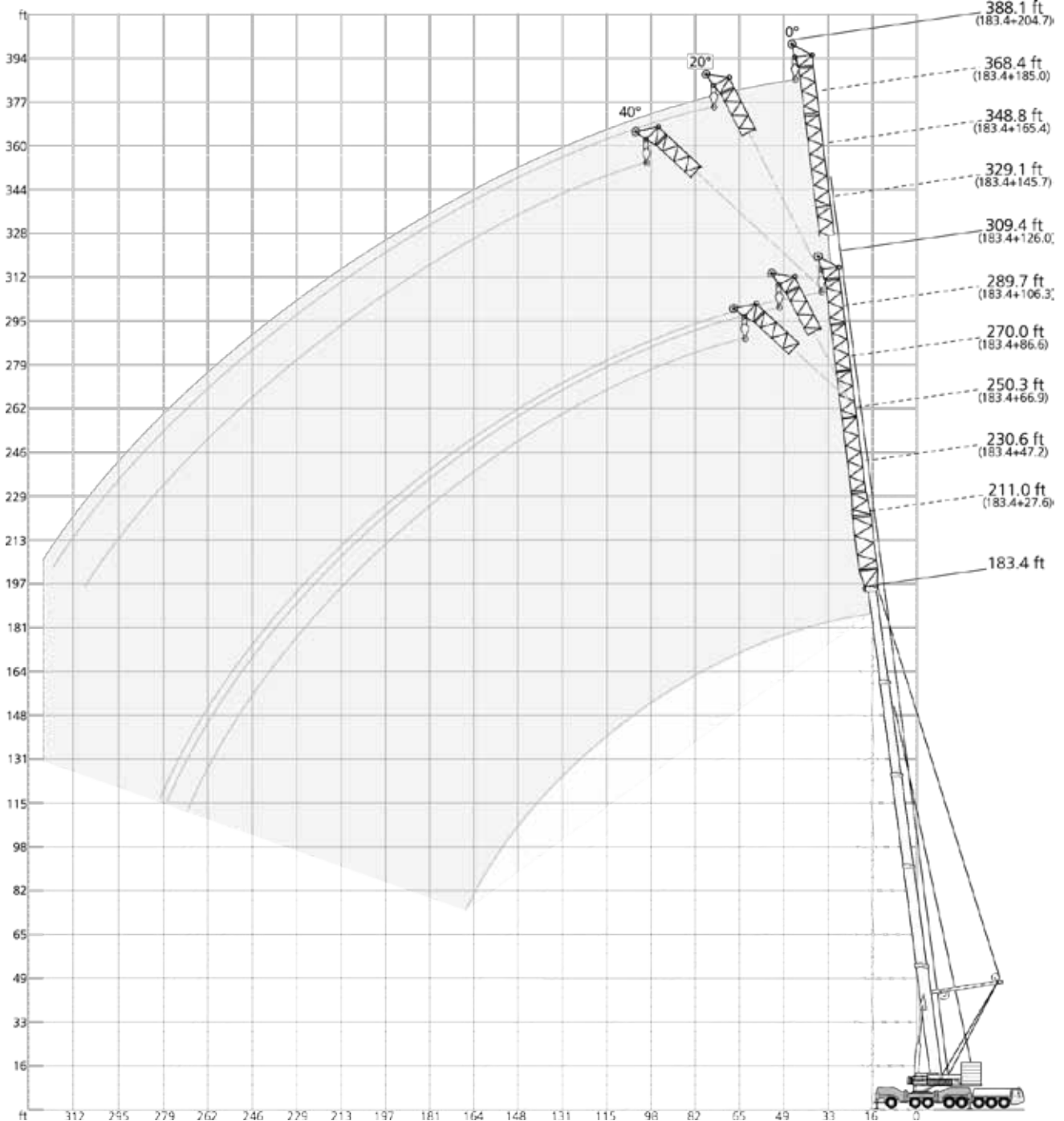
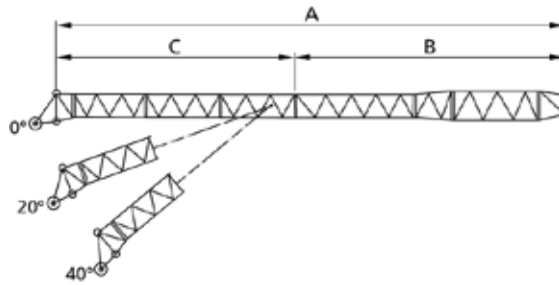
LF / LF-SSL

AC 500-8



A	B	C
		0° / 20° / 40°
86.6 ft	48.9 ft	37.7 ft
106.3 ft	48.9 ft	57.4 ft
126.0 ft	68.6 ft	57.4 ft
145.7 ft	68.6 ft	77.0 ft
165.4 ft	88.2 ft	77.0 ft
185.0 ft	88.2 ft	96.8 ft
204.7 ft	107.9 ft	96.8 ft

(27.6 ft, 47.2 ft and 66.9 ft only 0°)



360°													85%						
183.4 ft																			
ft	27.6 ft			47.2 ft			66.9 ft			86.6 ft			106.3 ft			126.0 ft			ft
	0°	20°	40°	0°	20°	40°	0°	20°	40°	0°	20°	40°	0°	20°	40°	0°	20°	40°	
1,000 lb																			
48	88.0	74.9	-	-	-	-	-	-	-	-	-	-	-	-	-	-	-	-	48
56	78.2	67.1	60.1	50.6	-	-	-	-	-	-	-	-	-	-	-	-	-	-	56
64	70.0	60.4	54.8	46.1	-	-	-	-	-	-	-	-	-	-	-	-	-	-	64
72	62.8	54.4	49.9	42.0	38.0	-	-	-	-	-	-	-	-	-	-	-	-	-	72
80	57.2	49.5	45.9	38.6	35.1	33.2	-	-	-	-	-	-	-	-	-	-	-	-	80
88	52.1	45.0	42.0	35.4	32.5	31.0	-	-	-	-	-	-	-	-	-	-	-	-	88
96	47.6	41.1	38.5	32.6	30.2	28.9	-	-	-	-	-	-	-	-	-	-	-	-	96
104	44.0	37.7	35.5	30.1	28.2	27.1	-	-	-	-	-	-	-	-	-	-	-	-	104
112	40.6	34.7	32.7	27.7	26.4	25.3	-	-	-	-	-	-	-	-	-	-	-	-	112
120	37.7	32.1	30.4	25.8	24.8	23.9	-	-	-	-	-	-	-	-	-	-	-	-	120
128	34.9	29.8	28.3	24.0	23.1	22.4	-	-	-	-	-	-	-	-	-	-	-	-	128
136	32.5	27.6	26.2	22.4	21.7	21.2	-	-	-	-	-	-	-	-	-	-	-	-	136
144	30.4	25.8	24.5	20.9	20.3	19.9	-	-	-	-	-	-	-	-	-	-	-	-	144
152	28.4	24.0	22.9	19.4	19.1	18.8	-	-	-	-	-	-	-	-	-	-	-	-	152
160	26.7	22.4	21.5	18.1	17.9	17.8	-	-	-	-	-	-	-	-	-	-	-	-	160
168	24.9	20.9	20.1	16.8	16.7	16.8	-	-	-	-	-	-	-	-	-	-	-	-	168
176	23.2	19.6	18.9	15.6	15.7	15.9	-	-	-	-	-	-	-	-	-	-	-	-	176
184	21.4	18.4	17.9	14.6	14.7	15.0	-	-	-	-	-	-	-	-	-	-	-	-	184
192	19.7	17.2	17.0	13.7	13.7	13.9	-	-	-	-	-	-	-	-	-	-	-	-	192
200	17.9	16.1	16.1	12.8	12.7	12.8	-	-	-	-	-	-	-	-	-	-	-	-	200
208	-	15.0	15.2	11.9	11.9	-	-	-	-	-	-	-	-	-	-	-	-	-	208
216	-	13.7	14.4	11.1	11.2	-	-	-	-	-	-	-	-	-	-	-	-	-	216
224	-	-	13.6	10.5	10.5	-	-	-	-	-	-	-	-	-	-	-	-	-	224
232	-	-	12.8	9.8	9.8	-	-	-	-	-	-	-	-	-	-	-	-	-	232
240	-	-	-	9.2	9.2	-	-	-	-	-	-	-	-	-	-	-	-	-	240
248	-	-	-	8.7	-	-	-	-	-	-	-	-	-	-	-	-	-	-	248
256	-	-	-	8.2	-	-	-	-	-	-	-	-	-	-	-	-	-	-	256
264	-	-	-	-	-	-	-	-	-	-	-	-	-	-	-	-	-	-	264
272	-	-	-	-	-	-	-	-	-	-	-	-	-	-	-	-	-	-	272

ft	145.7 ft			165.4 ft			185.0 ft			204.7 ft			ft
	0°	20°	40°	0°	20°	40°	0°	20°	40°	0°	20°	40°	
1,000 lb													
72	29.4	-	-	-	-	-	-	-	-	-	-	-	72
80	27.0	-	-	23.7	-	-	-	-	-	-	-	-	80
88	24.7	-	-	21.6	-	-	-	-	-	-	-	-	88
96	22.7	20.6	-	19.8	-	-	-	-	-	-	-	-	96
104	20.8	19.1	-	18.1	16.9	-	-	-	-	-	-	-	104
112	19.1	17.8	16.7	16.5	15.6	-	-	-	-	-	-	-	112
120	17.6	16.5	15.6	15.1	14.5	14.1	-	-	-	-	-	-	120
128	16.3	15.3	14.7	13.8	13.4	13.0	-	-	-	-	-	-	128
136	15.0	14.2	13.7	12.6	12.4	12.1	-	-	-	-	-	-	136
144	13.9	13.3	12.8	11.6	11.3	11.3	-	-	-	-	-	-	144
152	12.9	12.3	12.0	10.7	10.5	10.5	-	-	-	-	-	-	152
160	11.9	11.4	11.2	9.7	9.7	9.7	-	-	-	-	-	-	160
168	11.1	10.6	10.4	8.9	8.9	8.9	-	-	-	-	-	-	168
176	10.3	9.9	9.7	8.3	8.1	8.1	-	-	-	-	-	-	176
184	9.5	9.2	9.0	7.6	7.5	7.5	-	-	-	-	-	-	184
192	8.7	8.6	8.5	6.9	6.8	6.9	-	-	-	-	-	-	192
200	7.9	7.9	7.9	6.2	6.2	6.4	-	-	-	-	-	-	200
208	7.3	7.3	7.4	5.6	5.6	5.9	-	-	-	-	-	-	208
216	6.7	6.8	6.9	5.1	5.1	5.3	-	-	-	-	-	-	216
224	6.1	6.3	6.3	-	-	4.8	-	-	-	-	-	-	224
232	5.6	5.8	5.8	-	-	-	-	-	-	-	-	-	232
240	5.0	5.3	5.5	-	-	-	-	-	-	-	-	-	240
248	4.7	4.7	4.9	-	-	-	-	-	-	-	-	-	248

88,200 lb 132,300 lb 176,400 lb 220,500 lb 264,600 lb 308,700 lb 352,800 lb

360°											85%					
ft	27.6 ft		47.2 ft		66.9 ft		86.6 ft			106.3 ft			126.0 ft			ft
	0°	30°	0°	30°	0°	30°	0°	20°	40°	0°	20°	40°	0°	20°	40°	
1,000 lb																
40	157.7*	-	-	-	-	-	-	-	-	-	-	-	-	-	-	40
48	142.8*	120.0*	101.0*	-	-	-	-	-	-	-	-	-	-	-	-	48
56	129.0*	108.4*	91.4*	78.4*	-	-	-	-	-	68.1*	-	-	-	-	-	56
64	116.8*	98.3*	83.2*	71.3*	54.8	-	-	-	-	62.0*	-	-	54.6*	-	-	64
72	105.8*	89.7*	76.2*	65.0*	51.0	43.9	-	-	-	56.8*	-	-	49.9*	-	-	72
80	96.3*	82.5*	70.5*	60.0*	47.8	41.5	-	-	-	52.3*	38.2	-	46.0*	34.7	-	80
88	89.6	75.9*	65.3*	55.3*	44.7	39.4	-	-	-	48.2*	35.9	30.9	42.3*	32.6	-	88
96	84.1	70.1*	60.9*	51.3*	42.0	37.5	-	-	-	44.5*	33.7	29.7	38.9*	30.6	26.6	96
104	79.1	65.3	57.1*	47.8*	39.7	35.7	-	-	-	41.5*	31.8	28.4	36.0*	28.9	25.5	104
112	74.2	61.3	53.6*	44.6*	37.4	33.9	-	-	-	38.7*	29.9	27.3	33.4*	27.0	24.2	112
120	68.6	58.0	50.5*	42.1*	35.5	32.4	-	-	-	36.2*	28.3	26.1	31.2*	25.6	23.1	120
128	62.7	54.8	47.4*	39.6*	33.7	31.0	-	-	-	34.1*	26.7	24.8	29.3*	24.1	22.0	128
144	51.2	49.3	41.5*	35.3*	30.6	28.4	-	-	-	30.5*	23.9	22.5	26.0*	21.5	20.0	144
160	42.0	42.8	37.3	31.4*	27.9	26.1	-	-	-	27.4*	21.6	20.5	23.2*	19.3	18.3	160
176	34.1	35.2	34.2	27.8*	25.5	24.2	-	-	-	24.9*	19.8	18.7	20.9*	17.5	16.7	176
184	30.6	31.7	32.8	26.2*	24.5	23.2	-	-	-	23.7*	18.9	17.8	19.8*	16.7	15.8	184
192	27.4*	28.4	31.3	24.6*	23.6	22.4	-	-	-	22.5*	18.2	17.1	18.8*	15.9	15.1	192
200	24.1	25.4	29.4	23.4	22.7	-	-	-	-	21.4*	17.6	16.5	17.9*	15.3	14.4	200
208	-	22.8	26.5	22.5	21.8	-	-	-	-	20.3*	17.1	16.1	17.0*	14.6	13.8	208
216	-	20.2	24.0	21.7	21.0	-	-	-	-	19.3*	16.6	-	16.1*	13.9	13.3	216
224	-	-	21.7	20.4	20.2	-	-	-	-	18.3*	16.2	-	15.3*	13.4	12.7	224
232	-	-	19.5	18.8	19.1	-	-	-	-	17.3*	15.8	-	14.5*	12.8	-	232
240	-	-	-	17.0	17.4	-	-	-	-	16.2*	15.4	-	13.7*	12.3	-	240
248	-	-	-	15.2	-	-	-	-	-	15.1	14.9	-	12.9*	11.8	-	248
256	-	-	-	-	-	-	-	-	-	13.9	14.5	-	12.3	11.2	-	256
264	-	-	-	-	-	-	-	-	-	12.4	-	-	11.4	10.7	-	264
272	-	-	-	-	-	-	-	-	-	11.0	-	-	10.3	10.2	-	272
280	-	-	-	-	-	-	-	-	-	-	-	-	9.0	-	-	280
288	-	-	-	-	-	-	-	-	-	-	-	-	7.7	-	-	288

ft	145.7 ft			165.4 ft			185.0 ft			204.7 ft			ft
	0°	20°	40°	0°	20°	40°	0°	20°	40°	0°	20°	40°	
1,000 lb													
64	48.0*	-	-	-	-	-	-	-	-	-	-	-	64
72	44.2*	-	-	39.1*	-	-	-	-	-	-	-	-	72
80	40.7*	-	-	36.1*	-	-	-	32.2*	-	-	-	28.5*	80
88	37.4*	26.3	-	33.3*	-	-	-	29.7*	-	-	-	26.2*	88
96	34.6*	25.1	-	30.8*	23.2	-	-	27.4*	-	-	-	24.2*	96
104	32.0*	23.8	-	28.4*	21.8	-	-	25.3*	-	-	-	22.3*	104
112	29.7*	22.6	19.4	26.1*	20.4	18.0	-	23.3*	18.2	-	-	20.4*	112
120	27.8*	21.4	18.7	24.4*	19.2	17.1	-	21.7*	17.2	-	-	18.8*	120
128	26.0*	20.3	18.0	22.7*	18.1	16.2	-	20.1*	16.1	-	-	17.3*	128
136	24.4*	19.2	17.2	21.1*	17.0	15.3	-	18.6*	15.0	13.6	-	16.0*	136
144	23.0*	18.2	16.5	19.8*	16.0	14.6	-	17.4*	14.0	12.8	-	14.7*	144
160	20.5*	16.3	15.1	17.5*	14.1	13.1	-	15.1*	12.3	11.4	-	12.6*	160
176	18.2*	14.7	14.0	15.6*	12.7	11.8	-	13.3*	10.7	10.0	-	10.9*	176
192	16.6*	13.3	12.9	13.7*	11.3	10.7	-	11.8*	9.3	8.7	-	9.4*	192
200	15.8*	12.8	12.4	13.0*	10.6	10.2	-	11.1*	8.5	8.2	-	8.8*	200
208	15.0*	12.3	11.8	12.3*	10.1	9.7	-	10.4*	7.8	7.5	-	8.2*	208
216	14.2*	11.7	11.5	11.5*	9.5	9.3	-	9.7*	7.3	6.9	-	7.5*	216
224	13.5*	11.2	11.0	11.0*	9.0	8.8	-	9.1*	6.6	6.3	-	7.1*	224
232	12.8*	10.7	10.5	10.4*	8.4	8.5	-	8.4*	6.0	5.8	-	6.7*	232
240	12.1*	10.3	10.1	9.8*	7.9	8.1	-	8.0*	5.5	5.1	-	6.1*	240
248	11.5*	10.0	-	9.1*	7.5	7.6	-	7.6*	4.9	4.5	-	5.7*	248
256	10.8*	9.7	-	8.6*	7.0	7.3	-	7.0*	-	-	-	5.3*	256
264	10.1*	9.2	-	8.2*	6.5	-	-	6.5*	-	-	-	-	264
272	9.5*	8.9	-	7.7*	6.0	-	-	6.1*	-	-	-	-	272
280	8.9*	8.6	-	7.2*	5.7	-	-	5.7*	-	-	-	-	280
288	8.1*	8.3	-	6.7*	5.1	-	-	5.2*	-	-	-	-	288
296	7.2*	7.9	-	6.1*	-	-	-	-	-	-	-	-	296
304	6.1*	-	-	5.6*	-	-	-	-	-	-	-	-	304
312	5.0*	-	-	-	-	-	-	-	-	-	-	-	312

360°													85%						
169.9 ft																			
ft	27.6 ft			47.2 ft			66.9 ft			86.6 ft			106.3 ft			126.0 ft			ft
	0°	20°	40°	0°	20°	40°	0°	20°	40°	0°	20°	40°	0°	20°	40°	0°	20°	40°	
1,000 lb																			
40	116.6	-	-	-	-	-	-	-	-	-	-	-	-	-	-	-	-	-	40
48	103.0	86.7	74.1	-	-	-	-	-	-	-	-	-	-	-	-	-	-	-	48
56	91.4	78.0	67.1	58.0	-	-	-	-	-	-	-	-	-	-	-	-	-	-	56
64	81.9	70.4	60.9	52.7	46.0	-	-	-	-	-	-	-	-	-	-	-	-	-	64
72	73.8	63.9	55.5	47.9	42.4	-	-	-	-	-	-	-	-	-	-	-	-	-	72
80	67.6	58.5	51.0	43.9	39.2	36.9	-	-	-	-	-	-	-	-	-	-	-	-	80
88	61.9	53.4	46.9	40.2	36.4	34.5	-	-	-	-	-	-	-	-	-	-	-	-	88
96	57.0	49.0	43.6	37.1	33.9	32.2	-	-	-	-	-	-	-	-	-	-	-	-	96
104	52.7	45.3	40.7	34.4	31.6	30.2	-	-	-	-	-	-	-	-	-	-	-	-	104
112	48.5	41.9	38.0	31.9	29.5	28.3	-	-	-	-	-	-	-	-	-	-	-	-	112
120	45.0	39.0	35.7	29.8	27.8	27.0	-	-	-	-	-	-	-	-	-	-	-	-	120
136	38.8	33.8	31.5	26.4	24.8	24.0	-	-	-	-	-	-	-	-	-	-	-	-	136
152	33.7	30.0	28.0	23.4	22.2	21.8	-	-	-	-	-	-	-	-	-	-	-	-	152
168	29.8	26.6	24.9	20.9	20.0	19.9	-	-	-	-	-	-	-	-	-	-	-	-	168
176	28.2	25.1	23.6	19.8	19.0	19.0	-	-	-	-	-	-	-	-	-	-	-	-	176
184	26.8	23.8	22.5	18.7	18.1	18.1	-	-	-	-	-	-	-	-	-	-	-	-	184
192	-	22.4	21.4	17.9	17.2	-	-	-	-	-	-	-	-	-	-	-	-	-	192
200	-	21.1	20.3	16.9	16.4	-	-	-	-	-	-	-	-	-	-	-	-	-	200
208	-	-	19.5	16.2	15.6	-	-	-	-	-	-	-	-	-	-	-	-	-	208
216	-	-	18.6	15.3	14.9	-	-	-	-	-	-	-	-	-	-	-	-	-	216
224	-	-	17.7	14.5	14.2	-	-	-	-	-	-	-	-	-	-	-	-	-	224
232	-	-	-	13.9	13.5	-	-	-	-	-	-	-	-	-	-	-	-	-	232
240	-	-	-	13.1	-	-	-	-	-	-	-	-	-	-	-	-	-	-	240
248	-	-	-	-	-	-	-	-	-	-	-	-	-	-	-	-	-	-	248
256	-	-	-	-	-	-	-	-	-	-	-	-	-	-	-	-	-	-	256
264	-	-	-	-	-	-	-	-	-	-	-	-	-	-	-	-	-	-	264
272	-	-	-	-	-	-	-	-	-	-	-	-	-	-	-	-	-	-	272
280	-	-	-	-	-	-	-	-	-	-	-	-	-	-	-	-	-	-	280

ft	145.7 ft			165.4 ft			185.0 ft			204.7 ft			ft
	0°	20°	40°	0°	20°	40°	0°	20°	40°	0°	20°	40°	
1,000 lb													
64	36.5	-	-	-	-	-	-	-	-	-	-	-	64
72	33.4	-	-	29.6	-	-	-	-	-	-	-	-	72
80	30.7	-	-	27.2	-	-	-	24.4	-	-	-	21.3	80
88	28.1	-	-	24.8	-	-	-	22.3	-	-	-	19.5	88
96	25.8	23.2	-	22.7	21.0	-	-	20.4	-	-	-	17.7	96
104	23.7	21.6	-	20.8	19.4	-	-	18.6	-	-	-	16.2	104
112	21.7	20.0	18.9	19.1	18.0	-	-	16.9	15.8	-	-	14.7	112
120	20.1	18.6	17.8	17.6	16.7	16.1	-	15.6	14.7	-	-	13.4	120
128	18.6	17.4	16.7	16.2	15.4	15.0	-	14.3	13.7	-	-	12.1	128
136	17.3	16.3	15.7	14.9	14.4	13.9	-	13.1	12.6	12.2	-	11.0	136
152	15.1	14.3	13.9	12.7	12.3	12.2	-	10.9	10.7	10.5	-	8.9	152
168	13.0	12.6	12.2	11.1	10.6	10.6	-	9.1	9.1	9.1	-	7.3	168
176	12.2	11.8	11.5	10.3	9.9	9.9	-	8.5	8.4	8.4	-	6.5	176
184	11.5	11.0	10.8	9.5	9.2	9.2	-	7.8	7.7	7.7	-	5.8	184
192	10.7	10.3	10.2	8.7	8.6	8.5	-	7.2	7.0	7.2	-	5.2	192
200	10.0	9.7	9.7	8.0	7.9	7.9	-	6.6	6.4	6.6	-	4.6	200
208	9.4	9.2	9.2	7.4	7.4	7.4	-	6.1	5.9	6.1	-	-	208
216	8.9	8.6	8.6	6.9	6.9	6.9	-	5.5	5.4	5.5	-	-	216
224	8.3	8.1	8.1	6.3	6.3	6.3	-	5.2	5.0	5.0	-	-	224
232	7.8	7.6	7.7	5.8	5.8	5.9	-	-	-	4.6	-	-	232
240	7.2	7.1	7.2	5.4	5.3	5.5	-	-	-	-	-	-	240
248	6.7	6.7	-	4.9	4.9	5.1	-	-	-	-	-	-	248
256	6.4	6.4	-	-	-	-	-	-	-	-	-	-	256
264	6.0	5.9	-	-	-	-	-	-	-	-	-	-	264
272	5.6	5.6	-	-	-	-	-	-	-	-	-	-	272
280	5.4	5.4	-	-	-	-	-	-	-	-	-	-	280
288	5.1	5.1	-	-	-	-	-	-	-	-	-	-	288
296	4.8	-	-	-	-	-	-	-	-	-	-	-	296

360°											85%							
ft	169.9 ft		27.6 ft		47.2 ft		66.9 ft		86.6 ft			106.3 ft			126.0 ft			ft
	0°	30°	0°	30°	0°	30°	0°	20°	40°	0°	20°	40°	0°	20°	40°			
1,000 lb																		
36	173.0*	-	-	-	-	-	-	-	-	-	-	-	-	-	-	-	36	
40	164.8*	144.8*	125.7*	-	-	-	-	-	-	-	-	-	-	-	-	-	40	
48	149.7*	131.3*	113.0*	94.6*	-	-	-	-	-	78.9*	-	-	-	-	-	-	48	
56	135.7*	119.0*	102.0*	86.2*	65.1*	-	-	-	-	72.4*	-	-	-	-	-	63.8*	56	
64	123.1*	108.2*	92.2*	78.8*	60.4*	-	-	-	-	66.6*	-	-	-	-	-	59.0*	64	
72	115.2	98.5*	84.0*	72.2*	56.1*	48.8	-	-	-	61.4*	45.0	-	-	-	-	54.5*	72	
80	108.6	90.7	77.2*	66.7*	52.4	46.2	-	-	-	57.0*	42.1	-	-	-	-	50.6*	80	
88	102.2	85.0	71.0	61.6*	49.0	43.7	-	-	-	52.8*	39.5	34.7	-	-	-	46.9*	88	
96	96.0	79.5	66.6	57.1*	46.0	41.4	-	-	-	49.2*	37.1	33.3	-	-	-	43.6*	96	
104	87.4	74.5	62.4	53.2*	43.3	39.4	-	-	-	46.0*	34.9	31.7	-	-	-	40.7*	104	
120	70.0	65.8	55.0	46.6*	38.7	35.6	-	-	-	40.5*	30.9	28.9	-	-	-	35.6*	120	
136	56.7	57.6	48.7	41.1*	35.0	32.5	-	-	-	36.0*	27.5	25.9	-	-	-	31.5*	136	
152	46.6	47.7	44.0	36.5*	31.8	29.8	-	-	-	32.2*	24.5	23.4	-	-	-	28.0*	152	
168	38.3	39.4	40.2	32.4*	28.9	27.5	-	-	-	28.8*	22.5	21.4	-	-	-	25.1*	168	
176	34.5	35.6	38.6	30.7*	27.7	26.4	-	-	-	27.3*	21.5	20.4	-	-	-	23.8*	176	
184	-	32.1	36.0	29.0*	26.6	-	-	-	-	25.7*	20.7	19.6	-	-	-	22.5*	184	
192	-	28.9	32.9	28.0*	25.6	-	-	-	-	24.4*	19.9	18.8	-	-	-	21.4*	192	
200	-	26.1	29.9	27.2*	24.5	-	-	-	-	23.1*	19.4	18.3	-	-	-	20.3*	200	
208	-	-	27.2	25.9*	23.5	-	-	-	-	21.8*	18.9	-	-	-	-	19.2*	208	
216	-	-	24.6	24.1*	22.6	-	-	-	-	20.8*	18.3	-	-	-	-	18.1*	216	
224	-	-	-	21.8*	21.6	-	-	-	-	20.0*	17.8	-	-	-	-	17.3*	224	
232	-	-	-	19.7*	-	-	-	-	-	19.3*	17.3	-	-	-	-	16.3*	232	
240	-	-	-	17.7*	-	-	-	-	-	18.1*	16.9	-	-	-	-	15.3*	240	
248	-	-	-	-	-	-	-	-	-	16.5*	16.4	-	-	-	-	14.6*	248	
256	-	-	-	-	-	-	-	-	-	14.8*	-	-	-	-	-	14.1*	256	
264	-	-	-	-	-	-	-	-	-	-	-	-	-	-	-	12.7*	264	
272	-	-	-	-	-	-	-	-	-	-	-	-	-	-	-	11.4*	272	

ft	145.7 ft			165.4 ft			185.0 ft			204.7 ft			ft	
	0°	20°	40°	0°	20°	40°	0°	20°	40°	0°	20°	40°		
1,000 lb														
56	55.9*	-	-	-	-	-	-	-	-	-	-	-	56	
64	51.7*	-	-	45.6*	-	-	-	-	-	-	-	-	64	
72	47.9*	-	-	42.8*	-	-	-	39.1*	-	-	-	-	72	
80	44.6*	-	-	40.0*	-	-	-	36.1*	-	-	-	-	80	
88	41.4*	29.3	-	37.3*	27.4	-	-	33.3*	-	-	-	32.2*	88	
96	38.6*	27.8	-	34.9*	25.6	-	-	30.8*	-	-	-	29.7*	96	
104	35.9*	26.4	22.8	32.6*	24.0	-	-	28.5*	21.6	-	-	27.4*	104	
112	33.4*	25.1	21.8	30.3*	22.4	20.0	-	26.3*	20.2	-	-	25.3*	112	
120	31.4*	23.7	20.8	28.3*	21.1	18.9	-	24.5*	18.9	-	-	23.3*	120	
128	29.4*	22.4	19.9	26.3*	19.8	17.9	-	22.7*	17.6	16.0	-	21.5*	128	
136	27.5*	21.0	19.1	24.5*	18.6	16.9	-	21.1*	16.6	15.0	-	19.9*	136	
144	26.0*	19.9	18.3	22.9*	17.4	16.0	-	19.7*	15.5	14.1	-	18.4*	144	
160	23.0*	17.9	16.7	19.9*	15.2	14.3	-	17.3*	13.5	12.5	-	17.0*	160	
176	20.5*	16.0	15.3	17.4*	13.6	12.9	-	15.3*	11.6	10.9	-	14.8*	176	
192	18.3*	14.4	14.2	15.5*	12.0	11.6	-	13.7*	10.2	9.6	-	12.9*	192	
200	17.4*	13.9	13.5	14.5*	11.3	11.0	-	12.9*	9.4	8.9	-	11.3*	200	
208	16.4*	13.3	12.9	13.7*	10.7	10.5	-	12.2*	8.7	8.2	-	10.5*	208	
216	15.5*	12.6	12.4	13.1*	10.2	10.0	-	11.5*	8.0	7.5	-	9.8*	216	
224	14.7*	12.2	11.8	12.3*	9.6	9.4	-	10.7*	7.4	7.0	-	9.1*	224	
232	13.9*	11.7	11.3	11.7*	9.1	9.0	-	10.2*	6.9	6.5	-	8.5*	232	
240	13.2*	11.2	-	11.0*	8.7	8.6	-	9.7*	6.2	5.8	-	8.0*	240	
248	12.5*	10.8	-	10.5*	8.2	8.2	-	9.1*	5.6	5.2	-	7.5*	248	
256	11.7*	10.4	-	9.9*	7.9	-	-	8.6*	5.1	-	-	6.9*	256	
264	11.0*	10.0	-	9.4*	7.4	-	-	8.1*	4.5	-	-	6.4*	264	
272	10.4*	9.6	-	8.8*	6.9	-	-	7.5*	-	-	-	6.0*	272	
280	10.1*	9.1	-	8.3*	6.5	-	-	7.0*	-	-	-	5.5*	280	
288	9.2*	-	-	7.8*	6.0	-	-	6.6*	-	-	-	5.1*	288	
296	8.3*	-	-	7.2*	5.5	-	-	6.1*	-	-	-	4.7*	296	
304	-	-	-	6.6*	-	-	-	5.6*	-	-	-	-	-	304
312	-	-	-	5.8*	-	-	-	5.1*	-	-	-	-	-	312
320	-	-	-	-	-	-	-	4.7*	-	-	-	-	-	320

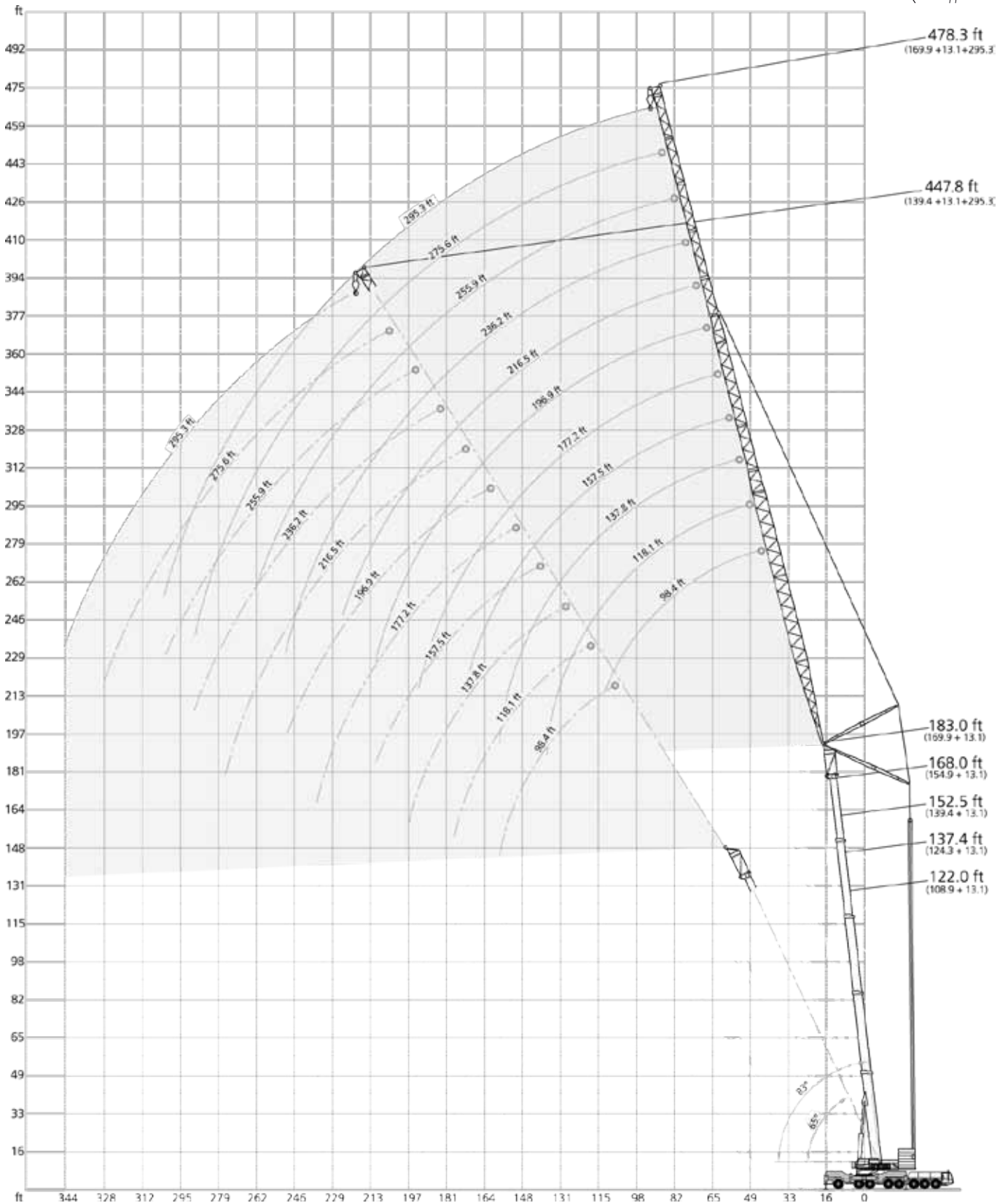
360°													85%						
139.4 ft																			
ft	27.6 ft			47.2 ft			66.9 ft			86.6 ft			106.3 ft			126.0 ft			ft
	0°	20°	40°	0°	20°	40°	0°	20°	40°	0°	20°	40°	0°	20°	40°	0°	20°	40°	
1,000 lb																			
36	162.8	-	-	-	-	-	-	-	-	-	-	-	-	-	-	-	-	-	36
40	150.7	136.3	107.0	-	-	-	-	-	-	-	-	-	-	-	-	-	-	-	40
48	130.7	118.3	98.9	94.4	-	-	-	-	-	-	-	-	-	-	-	-	-	-	48
56	114.7	103.7	91.3	84.6	69.8	-	-	-	-	-	-	-	-	-	-	-	-	-	56
64	101.7	91.6	83.7	76.1	66.0	-	-	-	-	-	-	-	-	-	-	-	-	-	64
72	91.3	81.8	76.7	68.7	62.3	54.7	-	-	-	-	-	-	-	-	-	-	-	-	72
80	83.2	74.3	70.2	62.7	58.5	52.4	-	-	-	-	-	-	-	-	-	-	-	-	80
88	75.7	67.5	64.0	57.1	54.6	50.0	-	-	-	-	-	-	-	-	-	-	-	-	88
96	69.4	61.9	58.4	52.4	51.0	47.5	-	-	-	-	-	-	-	-	-	-	-	-	96
104	63.8	56.9	53.6	48.3	47.4	45.1	-	-	-	-	-	-	-	-	-	-	-	-	104
120	54.5	48.4	45.6	41.3	41.0	40.2	-	-	-	-	-	-	-	-	-	-	-	-	120
136	46.9	41.7	39.6	35.7	35.6	35.5	-	-	-	-	-	-	-	-	-	-	-	-	136
144	43.6	39.1	37.4	33.3	33.2	33.4	-	-	-	-	-	-	-	-	-	-	-	-	144
152	40.3	36.7	35.2	31.1	31.1	31.4	-	-	-	-	-	-	-	-	-	-	-	-	152
160	-	34.6	33.4	29.2	29.2	29.4	-	-	-	-	-	-	-	-	-	-	-	-	160
168	-	32.6	31.7	27.5	27.3	-	-	-	-	-	-	-	-	-	-	-	-	-	168
176	-	30.9	30.2	26.0	25.6	-	-	-	-	-	-	-	-	-	-	-	-	-	176
184	-	-	28.6	24.5	24.0	-	-	-	-	-	-	-	-	-	-	-	-	-	184
192	-	-	27.0	23.1	22.4	-	-	-	-	-	-	-	-	-	-	-	-	-	192
200	-	-	-	22.1	20.7	-	-	-	-	-	-	-	-	-	-	-	-	-	200
208	-	-	-	21.0	-	-	-	-	-	-	-	-	-	-	-	-	-	-	208
216	-	-	-	-	-	-	-	-	-	-	-	-	-	-	-	-	-	-	216
224	-	-	-	-	-	-	-	-	-	-	-	-	-	-	-	-	-	-	224
232	-	-	-	-	-	-	-	-	-	-	-	-	-	-	-	-	-	-	232
240	-	-	-	-	-	-	-	-	-	-	-	-	-	-	-	-	-	-	240
248	-	-	-	-	-	-	-	-	-	-	-	-	-	-	-	-	-	-	248









ft	145.7 ft			165.4 ft			185.0 ft			204.7 ft			ft
	0°	20°	40°	0°	20°	40°	0°	20°	40°	0°	20°	40°	
1,000 lb													
56	57.4	-	-	-	-	-	-	-	-	-	-	-	56
64	53.1	-	-	45.6	-	-	-	-	-	-	-	-	64
72	49.0	-	-	42.0	-	-	-	37.1	-	-	-	-	72
80	45.5	-	-	38.7	-	-	-	34.3	-	-	-	-	80
88	42.2	33.3	-	35.7	30.7	-	-	31.6	-	-	-	-	88
96	39.1	31.8	-	33.0	28.9	-	-	29.2	24.1	-	-	-	96
104	36.4	30.4	26.3	30.8	27.5	-	-	27.0	22.9	-	-	-	104
112	33.8	29.2	26.0	28.8	25.9	24.6	-	25.0	21.8	-	-	-	112
120	31.5	28.0	25.4	26.9	24.6	23.3	-	23.4	20.7	-	-	-	120
128	29.4	26.8	24.9	25.2	23.4	22.0	-	21.9	19.7	19.0	-	-	128
136	27.5	25.6	24.2	23.9	22.2	21.0	-	20.4	18.8	18.0	-	-	136
144	25.8	24.5	23.4	22.5	21.0	19.9	-	19.1	17.9	17.0	-	-	144
152	24.1	23.4	22.5	21.2	20.0	18.8	-	17.9	17.0	16.2	-	-	152
160	22.6	22.3	21.6	20.2	19.1	17.8	-	16.9	16.1	15.4	-	-	160
168	21.2	21.1	20.6	19.1	18.2	16.9	-	15.8	15.3	14.6	-	-	168
176	19.8	20.0	19.6	18.0	17.1	16.0	-	14.9	14.4	13.9	-	-	176
184	18.7	18.9	18.7	16.9	16.1	15.2	-	14.0	13.6	13.2	-	-	184
192	17.6	17.8	17.6	15.9	15.3	14.5	-	13.1	13.0	12.4	-	-	192
200	16.6	16.8	16.6	14.9	14.3	13.7	-	12.3	12.2	11.7	-	-	200
208	15.5	15.7	15.7	13.9	13.4	13.0	-	11.5	11.4	11.0	-	-	208
216	14.4	14.6	14.8	13.0	12.6	12.2	-	10.8	10.6	10.4	-	-	216
224	13.6	13.6	-	12.1	11.8	11.6	-	10.1	9.8	9.8	-	-	224
232	12.7	12.6	-	11.1	10.9	10.9	-	9.3	9.2	9.1	-	-	232
240	11.8	11.6	-	10.2	10.1	-	-	8.6	8.3	8.6	-	-	240
248	11.0	10.9	-	9.3	9.4	-	-	7.8	7.8	8.0	-	-	248
256	10.1	10.1	-	8.6	8.7	-	-	7.0	7.1	-	-	-	256
264	9.3	-	-	7.6	7.8	-	-	6.2	6.5	-	-	-	264
272	8.6	-	-	6.7	7.3	-	-	5.5	6.0	-	-	-	272
280	-	-	-	5.8	-	-	-	4.7	-	-	-	-	280
288	-	-	-	4.9	-	-	-	-	-	-	-	-	288







WIHI / WIHI-SSL

HA 83°-65°

AC 500-8



360°													85%				
 48.2 ft +  13.1 ft																	
 78.7 ft		 98.4 ft			 118.1 ft			 137.8 ft			 157.5 ft			 177.2 ft			
83° 73° 65°		83° 73° 65°			83° 73° 65°			83° 73° 65°			83° 73° 65°			83° 73° 65°			
ft													1,000 lb				
48	251.0	-	-	-	-	-	-	-	-	-	-	-	-	-	-	-	-
56	223.9	-	-	210.8	-	-	186.7	-	-	151.5	-	-	-	-	-	-	-
64	197.1	-	-	194.5	-	-	182.7	-	-	151.5	-	-	119.9	-	-	-	-
72	174.2	167.6	-	173.3	166.3	-	171.4	-	-	151.5	-	-	119.9	-	-	108.0	-
80	151.1	150.2	-	155.2	149.1	-	153.5	147.1	-	147.8	-	-	119.8	-	-	108.0	-
88	-	135.9	131.6	140.4	134.8	-	138.8	132.8	-	137.0	-	-	117.6	-	-	108.0	-
96	-	-	120.1	123.2	122.7	118.8	126.3	120.8	-	124.5	119.1	-	111.9	-	-	107.3	-
104	-	-	-	-	112.5	108.8	115.7	110.5	106.8	113.9	108.8	-	106.3	109.6	-	105.4	-
112	-	-	-	-	-	100.3	98.9	101.9	98.3	104.9	100.1	-	100.6	101.2	-	103.1	99.6
120	-	-	-	-	-	-	75.9	94.5	91.1	96.5	92.6	89.2	94.7	93.8	-	96.8	92.1
128	-	-	-	-	-	-	-	87.9	84.7	84.7	86.1	82.9	88.5	87.2	83.9	89.9	85.6
136	-	-	-	-	-	-	-	-	79.0	69.4	80.2	77.1	82.3	81.3	78.1	83.8	79.8
144	-	-	-	-	-	-	-	-	-	-	75.0	72.1	75.1	76.1	73.2	78.3	74.5
152	-	-	-	-	-	-	-	-	-	-	-	67.5	63.8	71.2	68.6	73.2	69.7
160	-	-	-	-	-	-	-	-	-	-	-	-	-	66.6	64.2	65.7	62.9
168	-	-	-	-	-	-	-	-	-	-	-	-	-	61.8	60.3	56.3	59.1
176	-	-	-	-	-	-	-	-	-	-	-	-	-	-	56.7	46.8	55.4
184	-	-	-	-	-	-	-	-	-	-	-	-	-	-	-	54.6	52.3
192	-	-	-	-	-	-	-	-	-	-	-	-	-	-	-	-	49.5

 196.9 ft		 216.5 ft			 236.2 ft			 255.9 ft			 275.6 ft			 295.3 ft			
83° 73° 65°		83° 73° 65°			83° 73° 65°			83° 73° 65°			83° 73° 65°			83° 73° 65°			
ft													1,000 lb				
72	92.6	-	-	-	-	-	-	-	-	-	-	-	-	-	-	-	-
80	92.6	-	-	74.0	-	-	62.8	-	-	-	-	-	-	-	-	-	-
88	92.6	-	-	73.5	-	-	62.5	-	-	52.2	-	-	-	-	-	-	-
96	92.6	-	-	72.8	-	-	62.1	-	-	51.5	-	-	41.4	-	-	-	-
104	92.2	-	-	72.2	-	-	61.8	-	-	51.0	-	-	40.7	-	-	33.6	-
112	90.7	-	-	71.6	-	-	61.5	-	-	50.4	-	-	39.9	-	-	33.0	-
120	89.2	84.9	-	70.7	-	-	61.2	-	-	49.7	-	-	39.1	-	-	32.2	-
128	87.5	83.5	-	69.8	68.1	-	60.5	-	-	49.0	-	-	38.5	-	-	31.5	-
136	83.1	78.9	-	69.0	67.6	-	59.8	61.4	-	48.2	-	-	37.7	-	-	30.8	-
144	77.6	73.6	-	68.2	67.3	-	59.1	60.7	-	47.4	49.2	-	36.9	-	-	30.0	-
152	72.8	69.1	66.3	67.0	66.4	-	58.3	59.9	-	46.4	48.4	-	36.0	37.8	-	29.4	-
160	68.3	64.9	62.2	65.0	63.1	60.3	57.7	59.1	-	45.5	47.6	-	35.2	36.9	-	28.7	-
168	63.4	61.0	58.4	62.2	59.3	56.7	56.8	57.3	-	44.5	46.7	-	34.2	35.8	-	27.9	29.1
176	57.9	57.2	54.8	58.7	55.6	53.2	55.7	54.1	51.4	43.6	45.8	-	33.4	34.8	-	27.2	28.3
184	50.8	54.0	51.7	54.8	52.5	50.2	53.5	50.9	48.5	42.6	45.0	45.5	32.6	33.7	-	26.5	27.6
192	43.2	51.0	48.8	50.3	49.4	47.3	50.9	47.9	45.7	41.7	44.1	44.2	31.9	32.6	-	25.9	26.9
200	-	48.2	46.1	44.4	46.6	44.6	47.7	45.2	43.0	40.6	43.3	42.4	31.0	31.7	32.7	25.2	26.1
208	-	-	43.7	38.0	44.1	42.1	43.4	42.7	40.6	39.5	41.9	40.4	30.2	30.9	31.9	24.6	25.4
216	-	-	41.6	31.3	41.8	39.8	38.5	40.3	38.3	38.4	40.0	38.1	29.4	30.2	31.1	24.1	24.7
224	-	-	-	-	39.0	37.8	33.2	38.2	36.4	36.7	38.0	36.0	28.7	29.6	30.3	23.5	24.2
232	-	-	-	-	-	-	27.2	36.3	34.4	34.3	36.0	34.1	28.0	28.9	29.6	23.0	23.7
240	-	-	-	-	-	-	-	34.6	32.7	30.3	34.2	32.4	27.4	28.2	28.9	22.3	23.1
248	-	-	-	-	-	-	-	-	31.1	25.5	32.5	30.7	26.8	27.6	28.2	21.7	22.5
256	-	-	-	-	-	-	-	-	-	-	30.8	29.1	26.2	27.1	27.5	21.2	21.8
264	-	-	-	-	-	-	-	-	-	-	-	27.2	23.0	26.7	26.9	20.8	21.4
272	-	-	-	-	-	-	-	-	-	-	-	-	18.5	26.3	25.9	20.3	21.0
280	-	-	-	-	-	-	-	-	-	-	-	-	-	25.2	24.6	19.8	20.6
288	-	-	-	-	-	-	-	-	-	-	-	-	-	-	23.3	17.0	20.4
296	-	-	-	-	-	-	-	-	-	-	-	-	-	-	-	20.0	20.5
304	-	-	-	-	-	-	-	-	-	-	-	-	-	-	-	-	20.1

 132,300lb
  176,400lb
  220,500lb
  264,600lb
  308,700lb
  352,800lb
  396,800lb

360°													85%														
63.3 ft + 13.1 ft																											
78.7 ft													98.4 ft			118.1 ft			137.8 ft			157.5 ft			177.2 ft		
83° 73° 65°			83° 73° 65°			83° 73° 65°			83° 73° 65°			83° 73° 65°			83° 73° 65°			83° 73° 65°									
ft	1,000 lb																										
48	239.9	-	-	-	-	-	-	-	-	-	-	-	-	-	-	-	-	-	-	-	-	-					
56	219.9	-	-	198.9	-	-	171.9	-	-	139.6	-	-	-	-	-	-	-	-	-	-	-	-					
64	195.2	-	-	187.3	-	-	170.3	-	-	139.6	-	-	114.6	-	-	-	-	-	-	-	-	-					
72	172.4	-	-	171.2	-	-	167.4	-	-	139.6	-	-	114.6	-	-	-	-	-	102.1	-	-	-					
80	154.5	146.7	-	153.6	145.4	-	151.9	-	-	138.7	-	-	114.6	-	-	-	-	101.5	-	-	-	-					
88	-	132.6	-	138.9	131.5	-	137.2	129.6	-	132.6	-	-	113.7	-	-	-	-	101.0	-	-	-	-					
96	-	121.0	115.8	126.5	119.7	-	124.8	117.8	-	123.1	-	-	110.2	-	-	-	-	100.5	-	-	-	-					
104	-	-	106.3	103.9	109.7	105.0	114.3	107.9	-	112.6	105.9	-	106.1	107.2	-	-	-	99.7	-	-	-	-					
112	-	-	-	-	101.2	96.6	104.9	99.2	94.6	103.6	97.5	-	102.0	98.6	-	-	-	99.1	97.0	-	-	-					
120	-	-	-	-	-	89.7	86.1	91.9	87.5	95.9	90.1	-	96.8	91.2	-	-	-	95.7	89.7	-	-	-					
128	-	-	-	-	-	-	-	85.5	81.4	88.8	83.6	79.4	90.4	84.8	-	-	-	88.8	83.2	-	-	-					
136	-	-	-	-	-	-	-	79.9	75.9	76.7	77.9	74.0	84.2	79.0	75.1	-	-	82.8	77.5	-	-	-					
144	-	-	-	-	-	-	-	-	71.2	58.0	72.8	69.2	78.3	73.9	70.1	77.4	72.3	-	-	-	-	-					
152	-	-	-	-	-	-	-	-	-	-	68.4	64.7	70.0	69.3	65.8	72.5	67.8	64.0	-	-	-	-					
160	-	-	-	-	-	-	-	-	-	-	-	60.7	56.4	64.8	61.6	67.9	63.5	60.1	-	-	-	-					
168	-	-	-	-	-	-	-	-	-	-	-	-	61.0	57.8	61.0	59.7	56.5	-	-	-	-	-					
176	-	-	-	-	-	-	-	-	-	-	-	-	-	54.5	51.4	56.1	53.0	-	-	-	-	-					
184	-	-	-	-	-	-	-	-	-	-	-	-	-	-	-	52.9	50.1	-	-	-	-	-					
192	-	-	-	-	-	-	-	-	-	-	-	-	-	-	-	49.9	47.3	-	-	-	-	-					
200	-	-	-	-	-	-	-	-	-	-	-	-	-	-	-	-	44.7	-	-	-	-	-					





196.9 ft													216.5 ft			236.2 ft			255.9 ft			275.6 ft			295.3 ft		
83° 73° 65°			83° 73° 65°			83° 73° 65°			83° 73° 65°			83° 73° 65°			83° 73° 65°			83° 73° 65°									
ft	1,000 lb																										
80	86.4	-	-	68.9	-	-	-	-	-	-	-	-	-	-	-	-	-	-	-	-	-	-					
88	86.0	-	-	68.4	-	-	60.8	-	-	-	-	-	-	-	-	-	-	-	-	-	-	-					
96	85.6	-	-	67.8	-	-	60.5	-	-	47.8	-	-	39.2	-	-	-	-	-	-	-	-	-					
104	85.4	-	-	67.3	-	-	60.2	-	-	47.7	-	-	38.6	-	-	31.8	-	-	-	-	-	-					
112	84.6	-	-	66.5	-	-	59.9	-	-	47.4	-	-	38.1	-	-	31.3	-	-	-	-	-	-					
120	83.9	-	-	66.1	-	-	59.5	-	-	47.3	-	-	37.5	-	-	30.7	-	-	-	-	-	-					
128	83.0	80.0	-	65.7	65.7	-	59.1	-	-	47.1	-	-	36.8	-	-	30.1	-	-	-	-	-	-					
136	81.4	76.7	-	65.2	65.0	-	58.5	-	-	46.6	-	-	36.3	-	-	29.4	-	-	-	-	-	-					
144	76.7	71.6	-	64.6	64.2	-	57.8	59.6	-	45.9	-	-	35.7	-	-	28.9	-	-	-	-	-	-					
152	71.9	67.1	-	64.0	63.5	-	57.2	59.0	-	45.3	46.8	-	34.9	-	-	28.3	-	-	-	-	-	-					
160	67.4	62.9	59.4	63.1	61.1	-	56.7	58.1	-	44.6	46.1	-	34.1	35.5	-	27.6	-	-	-	-	-	-					
168	63.3	59.1	55.9	61.4	57.5	54.0	56.1	55.7	-	44.0	45.6	-	33.4	34.7	-	27.1	28.1	-	-	-	-	-					
176	59.4	55.4	52.5	58.0	54.1	50.7	55.4	52.3	-	43.3	45.1	-	32.7	34.0	-	26.5	27.4	-	-	-	-	-					
184	53.7	52.3	49.5	54.7	50.8	47.9	53.2	49.2	46.0	42.4	44.5	-	32.1	33.4	-	26.0	26.9	-	-	-	-	-					
192	47.0	49.3	46.6	51.1	47.7	45.1	50.1	46.4	43.3	41.5	43.9	-	31.4	32.7	-	25.4	26.3	-	-	-	-	-					
200	38.1	46.8	43.9	47.0	45.2	42.5	47.3	43.7	40.8	40.5	42.8	40.3	30.7	32.0	-	24.8	25.6	-	-	-	-	-					
208	-	44.3	41.8	41.4	42.8	40.1	44.3	41.2	38.5	39.5	41.0	38.0	30.0	31.1	32.4	24.2	25.0	-	-	-	-	-					
216	-	-	39.6	34.8	40.5	37.9	41.2	39.0	36.3	38.4	38.7	35.9	29.4	30.5	31.6	23.6	24.3	25.4	-	-	-	-					
224	-	-	-	38.4	36.0	36.1	36.9	34.4	37.2	36.7	34.0	28.7	29.8	30.8	23.1	23.9	24.7	-	-	-	-	-					
232	-	-	-	-	34.1	30.4	35.0	32.6	35.5	34.7	32.1	28.0	29.1	30.0	22.6	23.4	24.1	-	-	-	-	-					
240	-	-	-	-	32.5	-	33.3	30.9	32.6	32.8	30.4	27.4	28.5	29.3	22.0	22.9	23.6	-	-	-	-	-					
248	-	-	-	-	-	-	31.3	29.2	28.3	31.2	28.7	26.9	27.9	28.2	21.5	22.4	23.0	-	-	-	-	-					
256	-	-	-	-	-	-	-	-	-	29.7	27.1	26.4	27.3	26.9	20.9	22.0	22.5	-	-	-	-	-					
264	-	-	-	-	-	-	-	-	-	28.3	25.8	24.6	26.8	25.4	20.5	21.5	22.1	-	-	-	-	-					
272	-	-	-	-	-	-	-	-	-	-	24.4	21.4	26.2	24.1	20.1	21.1	21.7	-	-	-	-	-					
280	-	-	-	-	-	-	-	-	-	-	23.1	-	25.1	22.8	19.7	20.8	21.3	-	-	-	-	-					
288	-	-	-	-	-	-	-	-	-	-	-	23.9	21.5	18.0	20.5	20.5	-	-	-	-	-	-					
296	-	-	-	-	-	-	-	-	-	-	-	-	-	-	20.3	19.5	-	-	-	-	-	-					
304	-	-	-	-	-	-	-	-	-	-	-	-	-	-	20.0	18.6	-	-	-	-	-	-					
312	-	-	-	-	-	-	-	-	-	-	-	-	-	-	-	17.7	-	-	-	-	-	-					



132,300 lb | 176,400 lb | 220,500 lb | 264,600 lb | 308,700 lb | 352,800 lb | 396,800 lb

360°													85%														
78.7 ft + 13.1 ft																											
78.7 ft													98.4 ft			118.1 ft			137.8 ft			157.5 ft			177.2 ft		
83° 73° 65°													83° 73° 65°			83° 73° 65°			83° 73° 65°			83° 73° 65°			83° 73° 65°		
ft	1,000 lb																										
56	210.3	-	-	187.5	-	-	159.0	-	-	-	-	-	-	-	-	-	-	-	-	-	-	-					
64	192.1	-	-	176.8	-	-	157.1	-	-	130.7	-	-	-	-	-	-	-	-	-	-	-	-					
72	170.9	-	-	166.2	-	-	155.2	-	-	130.7	-	-	-	109.8	-	-	-	-	-	96.8	-	-					
80	153.2	143.7	-	152.2	-	-	148.2	-	-	130.5	-	-	-	109.8	-	-	-	-	96.2	-	-	-					
88	-	129.9	-	137.5	128.7	-	135.8	-	-	127.7	-	-	-	109.7	-	-	-	-	95.5	-	-	-					
96	-	118.3	-	125.3	117.0	-	123.6	115.3	-	120.9	-	-	-	108.0	-	-	-	-	94.8	-	-	-					
104	-	-	102.8	114.4	107.2	-	113.2	105.3	-	111.5	103.5	-	-	104.9	-	-	-	-	94.2	-	-	-					
112	-	-	-	98.8	93.5	-	104.3	97.0	-	102.5	95.0	-	-	101.8	96.4	-	-	-	93.7	-	-	-					
120	-	-	-	-	86.5	-	93.1	89.7	84.5	94.9	87.9	-	-	96.2	89.1	-	-	-	92.3	86.5	-	-					
128	-	-	-	-	80.5	-	-	83.3	78.6	88.1	81.5	76.5	-	89.5	82.7	-	-	-	87.9	81.1	-	-					
136	-	-	-	-	-	-	-	77.9	73.2	80.7	75.9	71.3	83.5	77.0	-	-	-	-	82.0	75.5	-	-					
144	-	-	-	-	-	-	-	-	68.5	65.2	71.0	66.6	78.1	72.1	67.7	-	-	-	76.5	70.3	-	-					
152	-	-	-	-	-	-	-	-	-	-	66.4	62.3	72.4	67.5	63.4	71.7	66.0	61.6	-	-	-	-					
160	-	-	-	-	-	-	-	-	-	-	-	58.3	61.7	63.3	59.4	67.2	62.0	57.8	-	-	-	-					
168	-	-	-	-	-	-	-	-	-	-	-	54.7	-	59.5	55.7	61.7	58.2	54.3	-	-	-	-					
176	-	-	-	-	-	-	-	-	-	-	-	-	-	55.9	52.3	55.0	54.5	51.0	-	-	-	-					
184	-	-	-	-	-	-	-	-	-	-	-	-	-	-	49.4	-	51.5	48.0	-	-	-	-					
192	-	-	-	-	-	-	-	-	-	-	-	-	-	-	-	48.6	45.3	-	-	-	-	-					
200	-	-	-	-	-	-	-	-	-	-	-	-	-	-	-	-	42.8	-	-	-	-	-					
208	-	-	-	-	-	-	-	-	-	-	-	-	-	-	-	-	40.7	-	-	-	-	-					



196.9 ft													216.5 ft			236.2 ft			255.9 ft			275.6 ft			295.3 ft		
83° 73° 65°													83° 73° 65°			83° 73° 65°			83° 73° 65°			83° 73° 65°			83° 73° 65°		
ft	1,000 lb																										
80	81.9	-	-	-	-	-	-	-	-	-	-	-	-	-	-	-	-	-	-	-	-	-					
88	81.2	-	-	63.8	-	-	57.1	-	-	-	-	-	-	-	-	-	-	-	-	-	-	-					
96	80.6	-	-	63.4	-	-	56.7	-	-	46.3	-	-	-	-	-	-	-	-	-	-	-	-					
104	80.1	-	-	62.9	-	-	56.5	-	-	46.1	-	-	-	36.2	-	-	-	-	-	-	-	-					
112	79.6	-	-	62.4	-	-	56.2	-	-	45.8	-	-	-	35.9	-	-	-	-	30.6	-	-	-					
120	79.0	-	-	61.8	-	-	55.9	-	-	45.6	-	-	-	35.7	-	-	-	-	30.1	-	-	-					
128	78.5	76.7	-	61.4	-	-	55.6	-	-	45.4	-	-	-	35.4	-	-	-	-	29.5	-	-	-					
136	77.9	74.1	-	61.0	-	-	55.2	-	-	45.3	-	-	-	35.1	-	-	-	-	29.0	-	-	-					
144	75.7	69.7	-	60.4	60.9	-	54.9	-	-	44.8	-	-	-	34.6	-	-	-	-	28.3	-	-	-					
152	71.1	65.2	-	59.9	60.3	-	54.4	52.4	-	44.2	-	-	-	34.1	-	-	-	-	27.7	-	-	-					
160	66.8	61.2	-	59.5	59.0	-	54.1	52.1	-	43.7	44.0	-	-	33.5	-	-	-	-	27.2	-	-	-					
168	62.7	57.6	53.5	58.4	55.9	-	53.8	51.3	-	43.2	43.7	-	-	32.8	34.1	-	-	-	26.6	-	-	-					
176	58.8	54.1	50.3	57.1	52.5	-	53.4	50.2	-	42.8	43.3	-	-	32.3	33.6	-	-	-	26.1	27.2	-	-					
184	55.4	50.9	47.4	54.1	49.4	45.6	52.0	47.6	-	42.2	43.0	-	-	31.6	33.1	-	-	-	25.4	26.7	-	-					
192	51.0	48.0	44.7	51.0	46.4	42.9	49.5	44.9	41.1	41.5	42.6	-	-	31.0	32.5	-	-	-	24.8	26.1	-	-					
200	42.1	45.4	42.3	48.2	43.9	40.5	46.8	42.3	38.7	40.6	41.9	-	-	30.4	31.8	-	-	-	24.3	25.4	-	-					
208	-	43.1	40.0	43.6	41.5	38.2	44.2	39.9	36.5	39.6	39.7	36.0	-	29.7	31.2	-	-	-	23.7	24.8	-	-					
216	-	40.9	37.8	37.7	39.2	36.1	41.8	37.6	34.3	38.6	37.4	33.9	-	29.1	30.7	31.8	-	-	23.2	24.3	-	-					
224	-	-	36.1	-	37.3	34.2	38.4	35.7	32.4	37.7	35.4	32.1	28.6	30.0	31.0	-	-	-	22.9	23.7	24.9	-					
232	-	-	-	-	-	32.6	34.0	33.9	30.6	36.4	33.4	30.4	28.0	29.4	29.9	-	-	-	22.4	23.3	24.3	-					
240	-	-	-	-	-	30.8	-	32.1	29.0	34.4	31.7	28.6	27.4	28.8	28.2	-	-	-	22.0	22.8	23.8	-					
248	-	-	-	-	-	-	-	30.5	27.4	30.6	30.0	26.9	26.9	28.2	26.6	-	-	-	21.5	22.4	23.2	-					
256	-	-	-	-	-	-	-	-	25.8	-	28.4	25.3	26.4	27.5	25.1	-	-	-	20.9	22.0	22.7	-					
264	-	-	-	-	-	-	-	-	24.6	-	26.9	24.0	25.8	26.5	23.8	-	-	-	20.5	21.6	22.3	-					
272	-	-	-	-	-	-	-	-	-	-	22.7	23.5	25.3	22.5	20.2	-	-	-	20.2	21.2	21.5	-					
280	-	-	-	-	-	-	-	-	-	-	21.5	-	24.0	21.2	19.9	-	-	-	19.9	20.8	20.2	-					
288	-	-	-	-	-	-	-	-	-	-	-	-	22.8	19.9	18.9	-	-	-	20.5	19.1	-	-					
296	-	-	-	-	-	-	-	-	-	-	-	-	-	18.9	-	-	-	-	20.2	18.0	-	-					
304	-	-	-	-	-	-	-	-	-	-	-	-	-	17.9	-	-	-	-	19.5	17.1	-	-					
312	-	-	-	-	-	-	-	-	-	-	-	-	-	-	-	-	-	-	-	16.1	-	-					
320	-	-	-	-	-	-	-	-	-	-	-	-	-	-	-	-	-	-	-	-	15.2	-					

132,300lb 176,400lb 220,500lb 264,600lb 308,700lb 352,800lb 396,800lb

360°													85%														
 93.8 ft +  13.1 ft																											
  78.7 ft													98.4 ft			118.1 ft			137.8 ft			157.5 ft			177.2 ft		
83° 73° 65°			83° 73° 65°			83° 73° 65°			83° 73° 65°			83° 73° 65°			83° 73° 65°			83° 73° 65°									
ft													1,000 lb														
56	183.1	-	-	162.9	-	-	140.4	-	-	-	-	-	-	-	-	-	-	-	-	-	-	-					
64	170.8	-	-	155.6	-	-	137.7	-	-	115.7	-	-	-	-	-	-	-	-	-	-	-	-					
72	159.2	-	-	147.9	-	-	134.8	-	-	114.9	-	-	-	-	-	-	-	-	-	-	-	-					
80	149.7	-	-	140.1	-	-	130.9	-	-	114.0	-	-	-	-	98.1	-	-	-	-	-	85.9	-					
88	-	120.9	-	132.9	-	-	125.1	-	-	112.0	-	-	-	-	97.6	-	-	-	-	-	85.3	-					
96	-	111.8	-	124.4	109.5	-	119.5	103.8	-	108.1	-	-	-	-	96.7	-	-	-	-	-	84.5	-					
104	-	104.7	-	114.1	101.5	-	112.1	97.4	-	104.3	-	-	-	-	95.0	-	-	-	-	-	83.8	-					
112	-	-	89.4	-	95.6	88.3	103.4	91.2	-	100.2	89.0	-	-	-	92.9	-	-	-	-	-	83.1	-					
120	-	-	-	-	89.8	82.1	94.7	86.1	-	94.0	83.6	-	-	-	91.0	83.6	-	-	-	-	82.5	-					
128	-	-	-	-	-	76.9	-	81.5	73.5	87.4	78.6	-	-	-	87.9	79.2	-	-	-	-	81.8	75.5					
136	-	-	-	-	-	72.9	-	76.3	69.2	81.5	74.4	-	-	-	82.7	74.8	-	-	-	-	80.3	71.8					
144	-	-	-	-	-	-	-	71.4	65.6	70.7	69.4	-	-	-	77.4	70.5	-	-	-	-	75.8	68.1					
152	-	-	-	-	-	-	-	-	62.3	-	65.1	60.1	-	-	72.4	66.2	61.4	-	-	-	71.0	64.3					
160	-	-	-	-	-	-	-	-	-	-	61.0	56.4	-	-	65.4	62.0	57.7	-	-	-	66.5	60.5					
168	-	-	-	-	-	-	-	-	-	-	-	53.1	-	-	58.2	54.1	50.8	-	-	-	62.5	56.9					
176	-	-	-	-	-	-	-	-	-	-	-	49.9	-	-	54.7	50.8	47.7	-	-	-	58.7	53.4					
184	-	-	-	-	-	-	-	-	-	-	-	-	-	-	-	47.7	-	-	-	-	50.2	46.4					
192	-	-	-	-	-	-	-	-	-	-	-	-	-	-	-	45.1	-	-	-	-	47.5	43.8					
200	-	-	-	-	-	-	-	-	-	-	-	-	-	-	-	-	-	-	-	-	45.0	41.4					
208	-	-	-	-	-	-	-	-	-	-	-	-	-	-	-	-	-	-	-	-	-	39.2					
216	-	-	-	-	-	-	-	-	-	-	-	-	-	-	-	-	-	-	-	-	-	37.2					

  196.9 ft													216.5 ft			236.2 ft			255.9 ft			275.6 ft			295.3 ft		
83° 73° 65°			83° 73° 65°			83° 73° 65°			83° 73° 65°			83° 73° 65°			83° 73° 65°			83° 73° 65°									
ft													1,000 lb														
80	75.3	-	-	-	-	-	-	-	-	-	-	-	-	-	-	-	-	-	-	-	-	-					
88	74.6	-	-	-	58.6	-	-	-	-	-	-	-	-	-	-	-	-	-	-	-	-	-					
96	74.0	-	-	-	58.3	-	-	51.5	-	-	41.7	-	-	-	-	-	-	-	-	-	-	-					
104	73.3	-	-	-	58.0	-	-	51.2	-	-	41.7	-	-	34.2	-	-	-	-	-	-	-	-					
112	72.7	-	-	-	57.7	-	-	50.9	-	-	41.4	-	-	33.9	-	-	-	-	-	-	27.8	-					
120	72.0	-	-	-	57.4	-	-	50.6	-	-	41.4	-	-	33.6	-	-	-	-	-	-	27.5	-					
128	71.3	-	-	-	57.0	-	-	50.3	-	-	41.3	-	-	33.2	-	-	-	-	-	-	27.2	-					
136	70.7	67.2	-	-	56.7	-	-	49.9	-	-	41.2	-	-	32.9	-	-	-	-	-	-	27.0	-					
144	69.9	64.5	-	-	56.5	54.1	-	49.6	-	-	41.0	-	-	32.6	-	-	-	-	-	-	26.7	-					
152	68.9	62.0	-	-	56.2	53.0	-	49.3	49.0	-	40.7	-	-	32.2	-	-	-	-	-	-	26.4	-					
160	66.1	59.3	-	-	55.9	51.8	-	49.1	47.9	-	40.4	-	-	31.9	-	-	-	-	-	-	26.1	-					
168	61.9	56.3	-	-	55.6	50.6	-	48.7	46.8	-	40.1	40.4	-	-	31.5	-	-	-	-	-	25.6	-					
176	58.3	52.8	48.5	-	55.4	49.5	-	48.3	45.6	-	39.7	40.2	-	-	31.1	32.0	-	-	-	-	25.2	-					
184	55.0	49.7	45.8	-	53.5	48.2	43.8	-	48.2	44.5	-	39.5	39.8	-	-	30.9	31.7	-	-	-	24.8	25.9					
192	51.1	46.9	43.1	-	50.4	45.3	41.4	47.8	43.2	-	39.1	39.4	-	-	30.6	31.5	-	-	-	-	24.4	25.5					
200	44.5	44.3	40.7	-	47.7	42.8	39.0	46.2	41.2	37.0	38.6	39.1	-	-	30.2	31.2	-	-	-	-	24.0	24.9					
208	-	42.0	38.5	-	44.5	40.4	36.8	43.8	38.9	34.8	38.1	38.5	-	-	29.7	30.9	-	-	-	-	23.6	24.4					
216	-	39.8	36.5	-	41.0	38.3	34.7	41.4	36.7	32.8	37.5	36.3	-	-	29.1	30.5	-	-	-	-	23.2	23.8					
224	-	-	34.6	-	-	36.2	32.6	39.2	34.7	30.9	37.0	34.4	-	-	28.4	30.1	30.1	-	-	-	22.8	23.4					
232	-	-	-	-	-	34.4	30.8	35.9	32.8	29.1	36.2	32.5	28.6	-	-	27.8	29.6	28.4	-	-	22.3	23.0					
240	-	-	-	-	-	32.7	29.2	29.7	31.0	27.5	34.9	30.6	27.0	-	-	27.3	28.9	26.6	-	-	22.0	22.6					
248	-	-	-	-	-	-	27.7	-	29.5	25.9	31.7	28.9	25.5	-	-	26.9	28.0	25.1	-	-	21.6	22.2					
256	-	-	-	-	-	-	-	-	24.5	-	-	27.3	24.0	-	-	26.5	27.1	23.6	-	-	21.2	21.8					
264	-	-	-	-	-	-	-	-	23.1	-	-	26.0	22.7	-	-	26.0	25.8	22.2	-	-	20.8	21.6					
272	-	-	-	-	-	-	-	-	-	-	-	24.6	21.4	-	-	24.3	24.4	20.9	-	-	20.4	21.2					
280	-	-	-	-	-	-	-	-	-	-	-	23.3	20.2	-	-	20.3	23.1	19.7	-	-	20.0	20.8					
288	-	-	-	-	-	-	-	-	-	-	-	-	19.1	-	-	21.8	18.6	-	-	-	19.5	20.4					
296	-	-	-	-	-	-	-	-	-	-	-	-	-	-	-	-	17.6	-	-	-	20.0	16.7					
304	-	-	-	-	-	-	-	-	-	-	-	-	-	-	-	-	16.6	-	-	-	18.9	15.7					
312	-	-	-	-	-	-	-	-	-	-	-	-	-	-	-	-	-	-	-	-	17.9	14.8					
320	-	-	-	-	-	-	-	-	-	-	-	-	-	-	-	-	-	-	-	-	16.9	14.0					
328	-	-	-	-	-	-	-	-	-	-	-	-	-	-	-	-	-	-	-	-	-	13.2					

 132,300 lb 176,400 lb 220,500 lb 264,600 lb 308,700 lb 352,800 lb 396,800 lb

360°													85%						
 108.9 ft +  13.1 ft																			
		78.7 ft			98.4 ft			118.1 ft			137.8 ft			157.5 ft			177.2 ft		
		83°	73°	65°	83°	73°	65°	83°	73°	65°	83°	73°	65°	83°	73°	65°	83°	73°	65°
ft		1,000 lb																	
56	165.0	-	-	-	-	-	-	-	-	-	-	-	-	-	-	-	-	-	-
64	153.5	-	-	-	-	-	-	-	-	-	-	-	-	-	-	-	-	-	-
72	142.0	-	-	-	139.8	-	-	-	-	-	-	-	-	-	-	-	-	-	-
80	133.5	-	-	-	132.4	-	-	-	-	-	103.9	-	-	-	-	-	-	-	-
88	126.8	-	-	-	125.2	-	-	-	-	-	102.0	-	-	89.4	-	-	-	76.8	-
96	-	99.8	-	-	118.6	-	-	-	-	-	99.8	-	-	88.6	-	-	-	75.8	-
104	-	92.9	-	-	113.2	96.6	-	-	-	-	96.6	-	-	87.6	-	-	-	75.0	-
112	-	-	-	-	108.4	89.9	-	-	100.3	85.8	-	-	-	86.0	-	-	-	74.0	-
120	-	-	-	-	84.0	-	-	-	97.0	80.8	-	-	-	84.1	-	-	-	72.9	-
128	-	-	72.9	-	79.5	-	-	-	93.4	75.9	-	-	-	82.3	-	-	-	71.6	-
136	-	-	-	-	75.8	66.9	-	-	81.0	72.1	-	-	-	80.3	69.1	-	-	70.3	-
144	-	-	-	-	62.8	60.5	-	-	68.7	60.5	60.5	-	-	78.1	65.4	-	-	69.1	62.8
152	-	-	-	-	59.9	57.0	-	-	66.0	57.0	75.6	-	-	75.7	61.9	-	-	67.7	59.9
160	-	-	-	-	-	54.3	-	-	-	54.3	58.9	52.3	-	71.9	59.0	-	-	66.4	56.7
168	-	-	-	-	-	51.8	-	-	-	51.8	56.8	49.5	-	66.8	56.8	49.6	-	64.7	53.8
176	-	-	-	-	-	-	-	-	-	-	55.6	47.1	45.0	54.6	54.4	47.0	-	62.1	51.6
184	-	-	-	-	-	-	-	-	-	-	-	-	-	-	52.3	44.8	-	58.3	49.7
192	-	-	-	-	-	-	-	-	-	-	-	-	-	-	50.2	42.8	-	48.7	47.7
200	-	-	-	-	-	-	-	-	-	-	-	-	-	-	41.0	41.0	-	-	45.7
208	-	-	-	-	-	-	-	-	-	-	-	-	-	-	40.1	40.1	-	-	43.8
216	-	-	-	-	-	-	-	-	-	-	-	-	-	-	-	-	-	-	41.8
																			34.9

		196.9 ft			216.5 ft			236.2 ft			255.9 ft			275.6 ft			295.3 ft		
		83°	73°	65°	83°	73°	65°	83°	73°	65°	83°	73°	65°	83°	73°	65°	83°	73°	65°
ft		1,000 lb																	
88	68.1	-	-	-	-	-	-	-	-	-	-	-	-	-	-	-	-	-	-
96	67.3	-	-	-	53.7	-	-	-	45.5	-	-	-	-	-	-	-	-	-	-
104	66.5	-	-	-	53.4	-	-	-	45.2	-	-	38.2	-	-	-	-	-	-	-
112	65.7	-	-	-	53.1	-	-	-	45.0	-	-	38.1	-	-	30.9	-	-	24.7	-
120	64.8	-	-	-	52.8	-	-	-	44.9	-	-	37.9	-	-	30.8	-	-	24.5	-
128	64.2	-	-	-	52.5	-	-	-	44.6	-	-	37.8	-	-	30.6	-	-	24.4	-
136	63.5	-	-	-	51.9	-	-	-	44.4	-	-	37.5	-	-	30.5	-	-	24.1	-
144	62.6	57.7	-	-	51.6	-	-	-	44.3	-	-	37.5	-	-	30.4	-	-	24.0	-
152	61.8	55.2	-	-	51.1	47.7	-	-	44.1	-	-	37.3	-	-	30.2	-	-	23.8	-
160	60.6	52.6	-	-	50.5	46.2	-	-	44.0	42.1	-	-	37.3	-	-	30.1	-	23.6	-
168	59.2	50.2	-	-	50.1	44.7	-	-	43.8	40.8	-	-	37.0	35.2	-	29.9	-	23.5	-
176	57.6	47.8	-	-	49.7	43.2	-	-	43.7	39.6	-	-	37.0	34.7	-	29.8	-	23.2	-
184	54.6	45.9	40.5	-	49.1	41.7	-	-	43.4	38.4	-	-	36.9	34.2	-	29.6	29.4	23.0	-
192	51.1	44.2	38.4	-	48.4	40.2	36.4	-	43.1	37.2	-	-	36.8	33.6	-	29.5	29.3	22.9	23.3
200	46.6	42.6	36.5	-	46.8	38.8	34.5	-	42.7	36.0	-	-	36.5	33.1	-	29.4	29.3	22.8	23.2
208	37.5	41.0	34.9	-	44.7	37.4	32.8	-	41.9	34.8	31.3	-	36.2	32.5	-	29.1	29.2	22.6	23.1
216	-	38.9	33.4	-	42.3	36.0	31.2	-	40.9	33.6	29.6	36.0	31.8	-	28.7	29.1	-	22.5	22.9
224	-	37.2	32.3	-	34.0	34.9	29.8	-	38.8	32.4	28.2	35.7	30.9	27.3	-	28.3	29.0	-	22.1
232	-	-	31.2	-	-	33.7	28.6	-	36.0	31.2	26.8	35.3	29.9	25.8	27.9	28.6	25.4	21.7	22.6
240	-	-	30.0	-	-	31.9	27.5	-	31.5	30.0	25.6	34.5	28.8	24.5	27.5	27.7	24.2	21.5	22.4
248	-	-	-	-	-	26.3	-	-	28.6	24.3	23.2	27.7	23.4	23.4	27.1	26.7	23.0	21.2	22.1
256	-	-	-	-	-	-	-	-	27.1	23.1	22.2	26.7	22.5	26.7	25.8	25.8	21.8	20.9	21.8
264	-	-	-	-	-	-	-	-	25.8	21.9	22.4	25.2	21.4	26.3	24.7	24.7	20.9	20.5	21.4
272	-	-	-	-	-	-	-	-	-	20.8	-	23.8	20.3	24.9	23.5	19.8	20.2	21.1	19.0
280	-	-	-	-	-	-	-	-	19.7	-	22.6	19.1	21.8	22.2	18.6	19.9	20.8	17.7	-
288	-	-	-	-	-	-	-	-	-	-	-	18.0	-	21.0	17.6	19.6	20.0	16.6	-
296	-	-	-	-	-	-	-	-	-	-	-	-	-	20.0	16.7	19.0	19.1	15.6	-
304	-	-	-	-	-	-	-	-	-	-	-	-	-	19.0	15.7	14.7	18.0	14.7	-
312	-	-	-	-	-	-	-	-	-	-	-	-	-	-	14.8	-	17.1	13.7	-
320	-	-	-	-	-	-	-	-	-	-	-	-	-	-	13.8	-	16.2	12.9	-
328	-	-	-	-	-	-	-	-	-	-	-	-	-	-	-	-	-	-	12.1

360°															85%		
ft	98.4 ft			118.1 ft			137.8 ft			157.5 ft			177.2 ft				
	83°	73°	65°	83°	73°	65°	83°	73°	65°	83°	73°	65°	83°	73°	65°		
1,000 lb																	
64	185.5*	-	-	182.0*	-	-	-	-	-	-	-	-	-	-	-	-	
72	164.9*	-	-	163.2*	-	-	161.5*	-	-	-	-	-	-	-	-	-	
80	147.8	-	-	146.0	-	-	144.3*	-	-	130.2*	-	-	-	-	117.8*	-	
88	133.4	-	-	131.7	-	-	130.1*	-	-	123.9*	-	-	-	-	115.7*	-	
96	121.6*	108.6	-	119.8*	-	-	118.1	-	-	117.9*	-	-	-	-	113.5*	-	
104	111.4	99.4	-	109.7	97.4	-	107.9	-	-	109.4*	-	-	-	-	107.4*	-	
112	-	91.5	-	101.0	89.6	-	99.2	87.6	-	100.8	-	-	-	-	99.0*	-	
120	-	84.7	76.7	93.4	82.8	-	91.7	80.8	-	93.1	-	-	-	-	91.6	-	
128	-	78.9	71.3	79.7	76.8	-	85.2	74.9	-	86.5	76.1	-	-	-	85.0	-	
136	-	-	66.5	-	71.5	64.3	79.3	69.7	-	80.6	70.8	-	-	-	79.1	69.0	
144	-	-	62.1	-	67.0	59.9	74.3	65.0	58.0	75.4	66.1	-	-	-	73.9	64.4	
152	-	-	-	-	-	56.2	-	60.8	54.2	70.8	62.1	-	-	-	69.3	60.3	
160	-	-	-	-	-	52.9	-	57.1	50.8	66.0	58.3	51.9	-	-	65.2	56.7	
168	-	-	-	-	-	-	-	53.9	47.7	53.9	54.8	48.8	61.4	53.1	47.0	-	
176	-	-	-	-	-	-	-	-	44.9	-	51.8	46.0	58.0	50.0	44.3	-	
184	-	-	-	-	-	-	-	-	-	-	49.2	43.6	48.2	47.4	41.7	-	
192	-	-	-	-	-	-	-	-	-	-	-	41.2	-	44.9	39.3	-	
200	-	-	-	-	-	-	-	-	-	-	-	39.1	-	42.6	37.2	-	
208	-	-	-	-	-	-	-	-	-	-	-	-	-	40.4	35.3	-	
216	-	-	-	-	-	-	-	-	-	-	-	-	-	-	33.4	-	

ft	196.9 ft			216.5 ft			236.2 ft			255.9 ft			275.6 ft			295.3 ft		
	83°	73°	65°	83°	73°	65°	83°	73°	65°	83°	73°	65°	83°	73°	65°	83°	73°	65°
1,000 lb																		
88	90.3*	-	-	-	-	-	-	-	-	-	-	-	-	-	-	-	-	-
96	88.0*	-	-	72.7*	-	-	61.5*	-	-	-	-	-	-	-	-	-	-	-
104	85.8*	-	-	70.2*	-	-	60.5*	-	-	48.2*	-	-	-	-	-	-	-	-
112	83.4*	-	-	68.0*	-	-	59.7*	-	-	47.3*	-	-	38.6*	-	-	31.9*	-	-
120	81.2*	-	-	65.6*	-	-	58.7*	-	-	46.3*	-	-	37.9*	-	-	31.2*	-	-
128	78.9*	-	-	63.4*	-	-	57.8*	-	-	45.5*	-	-	37.3*	-	-	30.5*	-	-
136	76.8*	-	-	61.7*	-	-	56.7*	-	-	44.7*	-	-	36.6*	-	-	29.9*	-	-
144	73.2*	63.7	-	60.0*	-	-	55.4*	-	-	43.9*	-	-	36.0*	-	-	29.3*	-	-
152	68.6	59.5	-	58.4*	56.0	-	54.3*	-	-	42.8*	-	-	35.2*	-	-	28.6*	-	-
160	64.4	55.8	-	56.6*	54.0	-	52.9*	44.8	-	41.7*	-	-	34.3*	-	-	28.0*	-	-
168	60.7	52.5	-	55.2*	50.7	-	51.6*	44.3	-	40.5*	35.8	-	33.2*	-	-	27.3*	-	-
176	57.2	49.4	-	54.2*	47.4	-	50.2*	43.7	-	39.4*	35.5	-	32.1*	31.8	-	26.6*	-	-
184	54.1	46.6	40.8	51.9*	44.7	-	49.1*	42.2	-	38.3*	35.2	-	31.2*	31.2	-	25.8*	25.1	-
192	50.8	44.0	38.4	49.5*	42.1	36.6	47.7*	40.3	-	37.6*	34.8	-	30.5*	30.5	-	25.0*	24.6	-
200	46.1	41.8	36.4	46.9*	39.8	34.4	45.2*	38.0	-	37.2*	34.5	-	29.7*	29.8	-	24.2*	24.0	-
208	37.0	39.6	34.4	44.5*	37.6	32.4	42.8*	35.7	30.4	36.8	34.2	-	29.0*	29.2	-	23.3*	23.5	-
216	-	37.6	32.5	42.0*	35.6	30.5	40.5*	33.6	28.6	36.4	33.4	28.1	28.5	28.5	-	22.7*	23.0	-
224	-	35.8	30.9	33.5*	33.9	28.9	38.5*	31.9	26.9	36.0	31.5	26.5	27.9	27.9	25.7	22.3*	22.4	-
232	-	-	29.3	-	32.2	27.3	35.6*	30.2	25.4	35.4	29.7	24.9	27.4	27.4	24.5	21.9*	21.9	-
240	-	-	27.9	-	30.5	25.9	30.8*	28.6	23.9	34.2	28.1	23.4	26.9	27.0	23.0	21.4*	21.4	20.4
248	-	-	-	-	-	24.6	-	27.1	22.6	32.0	26.6	22.1	26.4	26.1	21.7	20.9*	20.8	19.9
256	-	-	-	-	-	-	-	25.8	21.4	29.2	25.1	20.7	26.0	24.9	20.5	20.5*	20.3	19.4
264	-	-	-	-	-	-	-	24.6	20.2	22.4	23.9	19.6	25.7	23.6	19.3	20.1*	19.7	18.3
272	-	-	-	-	-	-	-	-	19.0	-	22.7	18.6	24.5	22.3	18.1	19.7*	19.3	17.2
280	-	-	-	-	-	-	-	-	17.9	-	21.5	17.5	21.7	21.2	17.0	19.5*	18.8	16.2
288	-	-	-	-	-	-	-	-	-	-	-	16.5	-	20.2	16.1	19.1*	18.4	15.2
296	-	-	-	-	-	-	-	-	-	-	-	-	-	19.1	15.1	18.5*	18.0	14.3
304	-	-	-	-	-	-	-	-	-	-	-	-	-	18.2	14.2	14.6*	17.2	13.4
312	-	-	-	-	-	-	-	-	-	-	-	-	-	-	13.3	-	16.3	12.4
320	-	-	-	-	-	-	-	-	-	-	-	-	-	-	12.5	-	15.4	11.6
328	-	-	-	-	-	-	-	-	-	-	-	-	-	-	-	-	-	10.9

176,400 lb 220,500 lb 264,600 lb 308,700 lb 352,800 lb 396,800 lb

360°													85%					
124.3 ft + 13.1 ft																		
ft	78.7 ft			98.4 ft			118.1 ft			137.8 ft			157.5 ft			177.2 ft		
	83°	73°	65°	83°	73°	65°	83°	73°	65°	83°	73°	65°	83°	73°	65°	83°	73°	65°
	1,000 lb																	
64	134.5	-	-	121.8	-	-	108.0	-	-	-	-	-	-	-	-	-	-	-
72	125.2	-	-	115.4	-	-	103.9	-	-	90.0	-	-	-	-	-	-	-	-
80	116.8	-	-	109.5	-	-	99.9	-	-	87.5	-	-	76.0	-	-	66.5	-	-
88	111.0	-	-	103.6	-	-	95.6	-	-	84.9	-	-	74.4	-	-	65.6	-	-
96	-	88.9	-	98.7	-	-	91.3	-	-	82.0	-	-	72.8	-	-	64.7	-	-
104	-	81.8	-	94.6	80.6	-	87.0	-	-	78.9	-	-	71.2	-	-	63.8	-	-
112	-	76.2	-	-	74.7	-	83.8	71.2	-	75.9	-	-	69.6	-	-	62.8	-	-
120	-	-	-	-	69.8	-	80.9	66.6	-	73.1	64.6	-	67.7	-	-	61.5	-	-
128	-	-	59.9	-	65.7	59.1	78.3	62.4	-	70.6	60.8	-	66.1	61.3	-	60.3	-	-
136	-	-	-	-	62.7	54.9	-	59.1	-	68.2	57.1	-	64.5	58.0	-	58.9	-	-
144	-	-	-	-	-	51.5	-	56.1	48.4	66.2	53.7	-	63.1	54.8	-	57.8	52.8	-
152	-	-	-	-	-	-	-	54.1	45.3	-	51.0	44.4	61.8	51.7	-	56.5	50.1	-
160	-	-	-	-	-	-	-	-	43.0	-	48.4	41.5	60.6	49.1	-	55.2	47.4	-
168	-	-	-	-	-	-	-	-	41.1	-	46.6	39.1	57.4	47.0	40.7	54.1	44.9	-
176	-	-	-	-	-	-	-	-	-	-	45.6	37.1	-	44.8	38.3	52.9	42.8	-
184	-	-	-	-	-	-	-	-	-	-	-	35.6	-	43.5	36.4	48.9	40.8	35.0
192	-	-	-	-	-	-	-	-	-	-	-	-	-	42.4	34.7	-	39.0	32.9
200	-	-	-	-	-	-	-	-	-	-	-	-	-	-	33.1	-	37.6	31.3
208	-	-	-	-	-	-	-	-	-	-	-	-	-	-	32.2	-	36.7	29.9
216	-	-	-	-	-	-	-	-	-	-	-	-	-	-	-	-	36.0	28.5
224	-	-	-	-	-	-	-	-	-	-	-	-	-	-	-	-	-	27.6

ft	196.9 ft			216.5 ft			236.2 ft			255.9 ft			275.6 ft			295.3 ft			
	83°	73°	65°	83°	73°	65°	83°	73°	65°	83°	73°	65°	83°	73°	65°	83°	73°	65°	
	1,000 lb																		
88	59.1	-	-	-	-	-	-	-	-	-	-	-	-	-	-	-	-	-	
96	58.1	-	-	45.9	-	-	40.8	-	-	-	-	-	-	-	-	-	-	-	
104	57.2	-	-	45.7	-	-	40.6	-	-	33.1	-	-	-	-	-	-	-	-	
112	56.2	-	-	45.2	-	-	40.1	-	-	33.1	-	-	26.9	-	-	21.8	-	-	
120	55.3	-	-	44.8	-	-	39.8	-	-	33.0	-	-	26.9	-	-	21.8	-	-	
128	54.3	-	-	44.4	-	-	39.6	-	-	32.8	-	-	26.8	-	-	21.5	-	-	
136	53.4	-	-	44.2	-	-	39.1	-	-	32.8	-	-	26.7	-	-	21.4	-	-	
144	52.5	-	-	43.7	-	-	38.8	-	-	32.6	-	-	26.7	-	-	21.2	-	-	
152	51.5	47.5	-	43.4	-	-	38.5	-	-	32.6	-	-	26.5	-	-	21.1	-	-	
160	50.6	45.4	-	43.0	40.3	-	38.1	-	-	32.5	-	-	26.5	-	-	20.9	-	-	
168	49.6	43.2	-	42.6	38.8	-	37.8	34.4	-	32.4	-	-	26.4	-	-	20.9	-	-	
176	48.8	40.9	-	42.2	37.5	-	37.5	33.4	-	32.4	30.4	-	26.3	-	-	20.7	-	-	
184	48.0	39.0	-	41.9	36.1	-	37.1	32.5	-	32.3	29.6	-	26.0	24.7	-	20.5	-	-	
192	47.1	37.4	33.1	41.6	34.7	-	36.8	31.6	-	32.2	29.0	-	26.0	24.7	-	20.3	-	-	
200	46.5	35.7	31.1	41.2	33.3	-	36.5	30.8	-	32.0	28.3	-	25.9	24.5	-	20.1	19.5	-	
208	41.7	34.1	29.3	40.8	31.9	27.7	36.2	29.7	-	32.0	27.6	-	25.8	24.4	-	20.0	19.3	-	
216	-	32.7	27.9	40.4	30.5	25.9	35.8	28.5	24.8	32.0	26.9	-	25.8	24.3	-	19.9	19.2	-	
224	-	32.1	26.5	35.5	29.0	24.5	35.5	27.3	23.3	31.7	26.1	22.8	25.7	24.1	-	19.7	18.9	-	
232	-	-	25.3	-	27.8	23.2	34.7	26.1	21.9	31.7	25.0	21.4	25.6	24.0	-	19.6	18.7	-	
240	-	-	24.5	-	27.3	22.0	32.7	24.7	20.5	31.7	24.0	20.1	25.4	23.3	20.0	19.4	18.6	-	
248	-	-	-	-	26.8	21.1	-	23.8	19.4	31.4	22.9	18.8	25.3	22.3	18.8	19.2	18.3	-	
256	-	-	-	-	-	20.3	-	23.1	18.3	30.8	21.8	17.6	25.1	21.4	17.6	19.2	17.9	14.5	
264	-	-	-	-	-	19.7	-	22.7	17.5	24.7	21.0	16.7	25.1	20.4	16.4	19.0	17.3	13.9	
272	-	-	-	-	-	-	-	-	-	16.8	-	20.4	15.7	24.6	19.5	15.4	18.9	16.8	13.2
280	-	-	-	-	-	-	-	-	-	16.2	-	20.0	14.8	23.1	18.6	14.5	18.8	16.2	12.5
288	-	-	-	-	-	-	-	-	-	-	19.5	14.3	-	18.0	13.7	18.6	15.7	11.9	
296	-	-	-	-	-	-	-	-	-	-	-	13.8	-	17.6	13.0	18.3	15.2	11.2	
304	-	-	-	-	-	-	-	-	-	-	-	13.3	-	17.3	12.4	15.6	14.9	10.7	
312	-	-	-	-	-	-	-	-	-	-	-	-	-	11.9	-	-	14.7	10.2	
320	-	-	-	-	-	-	-	-	-	-	-	-	-	11.5	-	-	14.6	9.8	
328	-	-	-	-	-	-	-	-	-	-	-	-	-	-	-	-	14.0	9.5	
336	-	-	-	-	-	-	-	-	-	-	-	-	-	-	-	-	-	9.2	
344	-	-	-	-	-	-	-	-	-	-	-	-	-	-	-	-	-	8.9	

132,300lb 176,400lb 220,500lb 264,600lb 308,700lb 352,800lb 396,800lb





WIHI-SSL 30°/60°



AC 500-8

360°																85%
ft	98.4 ft			118.1 ft			137.8 ft			157.5 ft			177.2 ft			
	83°	73°	65°	83°	73°	65°	83°	73°	65°	83°	73°	65°	83°	73°	65°	
1,000 lb																
64	170.3	-	-	-	-	-	-	-	-	-	-	-	-	-	-	
72	160.7	-	-	157.5*	-	-	-	-	-	-	-	-	-	-	-	
80	146.5*	-	-	144.8*	-	-	140.9*	-	-	129.6*	-	-	-	-	-	
88	132.3	-	-	130.7	-	-	129.0*	-	-	124.0*	-	-	107.6*	-	-	
96	120.4	-	-	118.7	-	-	117.1*	-	-	117.5*	-	-	105.6*	-	-	
104	110.3	97.2	-	108.6	-	-	107.0	-	-	108.6*	-	-	103.6*	-	-	
112	-	89.6	-	99.9	87.6	-	98.3	-	-	99.9	-	-	98.1*	-	-	
120	-	82.8	-	92.6	80.8	-	90.8	79.0	-	92.3	-	-	90.7*	-	-	
128	-	77.1	68.8	83.9	75.0	-	84.3	73.2	-	85.8*	74.5	-	84.1	-	-	
136	-	72.0	64.1	-	69.9	-	78.6	67.9	-	80.0	69.2	-	78.4	-	-	
144	-	-	59.9	-	65.2	57.7	73.4	63.3	-	74.7	64.6	-	73.2	62.8	-	
152	-	-	-	-	61.3	54.0	-	59.2	52.0	70.2	60.6	-	68.6	58.8	-	
160	-	-	-	-	-	50.8	-	55.6	48.8	66.1	56.8	-	64.5	55.1	-	
168	-	-	-	-	-	47.8	-	52.6	45.8	58.0	53.5	46.8	60.8	51.8	-	
176	-	-	-	-	-	-	-	49.6	43.2	-	50.5	44.0	57.3	48.8	42.3	
184	-	-	-	-	-	-	-	-	40.7	-	47.9	41.7	50.6	46.1	39.8	
192	-	-	-	-	-	-	-	-	-	-	45.4	39.4	-	43.6	37.5	
200	-	-	-	-	-	-	-	-	-	-	-	37.4	-	41.3	35.5	
208	-	-	-	-	-	-	-	-	-	-	-	35.5	-	39.3	33.6	
216	-	-	-	-	-	-	-	-	-	-	-	-	-	37.4	31.9	
224	-	-	-	-	-	-	-	-	-	-	-	-	-	-	30.2	

ft	196.9 ft			216.5 ft			236.2 ft			255.9 ft			275.6 ft			295.3 ft		
	83°	73°	65°	83°	73°	65°	83°	73°	65°	83°	73°	65°	83°	73°	65°	83°	73°	65°
1,000 lb																		
88	85.0*	-	-	-	-	-	-	-	-	-	-	-	-	-	-	-	-	-
96	83.2*	-	-	69.5*	-	-	-	-	-	-	-	-	-	-	-	-	-	-
104	81.5*	-	-	67.7*	-	-	57.4*	-	-	46.6*	-	-	-	-	-	-	-	-
112	79.7*	-	-	66.0*	-	-	56.9*	-	-	45.8*	-	-	37.0*	-	-	-	-	-
120	78.0*	-	-	64.4*	-	-	56.5*	-	-	45.3*	-	-	36.5*	-	-	29.9*	-	-
128	76.3*	-	-	62.6*	-	-	56.0*	-	-	44.6*	-	-	36.2*	-	-	29.4*	-	-
136	74.5*	-	-	61.0*	-	-	55.6*	-	-	44.0*	-	-	35.6*	-	-	29.0*	-	-
144	72.4*	-	-	59.4*	-	-	54.7*	-	-	43.2*	-	-	35.3*	-	-	28.7*	-	-
152	67.8*	57.9	-	57.8*	-	-	53.4*	-	-	42.4*	-	-	34.8*	-	-	28.1*	-	-
160	63.8*	54.2	-	56.4*	49.6	-	52.3*	-	-	41.3*	-	-	34.1*	-	-	27.7*	-	-
168	60.1*	50.9	-	54.8*	48.1	-	51.1*	39.9	-	40.3*	-	-	33.1*	-	-	27.2*	-	-
176	56.7*	47.8	-	53.7*	45.9	-	49.8*	39.5	-	39.2*	33.1	-	32.1*	-	-	26.4*	-	-
184	53.7*	45.3	-	51.4*	43.3	-	48.6*	39.1	-	38.1*	33.0	-	31.2*	28.5	-	25.5*	-	-
192	50.8*	42.7	36.6	48.8*	40.8	-	47.1*	38.4	-	37.1*	32.8	-	30.2*	28.1	-	24.8*	22.2	-
200	48.3*	40.4	34.6	46.3*	38.6	-	44.5*	36.5	-	36.3*	32.7	-	29.3*	27.7	-	24.1*	21.9	-
208	41.3*	38.2	32.7	44.0*	36.4	30.7	42.0*	34.5	-	35.6*	32.4	-	28.4*	27.3	-	23.3*	21.6	-
216	-	36.3	31.0	41.6*	34.5	29.0	39.8*	32.5	26.8	34.9*	32.0	-	27.8*	26.9	-	22.5*	21.2	-
224	-	34.7	29.4	35.4*	32.6	27.4	37.8*	30.8	25.3	34.2*	30.4	24.8	27.2*	26.5	-	22.0*	20.9	-
232	-	-	27.8	-	30.9	25.8	35.6*	29.1	23.8	33.6*	28.6	23.4	26.5	26.2	-	21.4*	20.6	-
240	-	-	26.3	-	29.4	24.3	32.9*	27.5	22.3	33.2*	27.0	21.9	26.0	25.8	21.4	20.9*	20.4	-
248	-	-	-	-	28.0	23.0	-	26.0	21.0	32.1*	25.6	20.6	25.5	24.9	20.2	20.4*	20.0	16.9
256	-	-	-	-	-	21.8	-	24.7	19.8	30.6*	24.2	19.4	25.1	23.8	18.9	19.8*	19.6	16.8
264	-	-	-	-	-	20.7	-	23.5	18.6	24.7*	22.9	18.2	24.9	22.6	17.7	19.4*	19.3	16.3
272	-	-	-	-	-	-	-	-	-	-	21.6	17.1	24.2	21.4	16.6	19.1*	19.0	15.7
280	-	-	-	-	-	-	-	-	17.5	-	20.6	16.1	23.0	20.2	15.7	18.8*	18.6	14.6
288	-	-	-	-	-	-	-	-	16.6	-	19.5	15.2	-	19.2	14.7	18.6*	17.9	13.6
296	-	-	-	-	-	-	-	-	-	-	19.5	14.2	-	18.2	13.8	18.3*	17.1	12.7
304	-	-	-	-	-	-	-	-	-	-	-	13.3	-	17.3	12.9	16.3*	16.2	12.0
312	-	-	-	-	-	-	-	-	-	-	-	-	-	12.0	-	-	15.3	11.1
320	-	-	-	-	-	-	-	-	-	-	-	-	-	11.4	-	-	14.5	10.3
328	-	-	-	-	-	-	-	-	-	-	-	-	-	-	-	-	13.7	9.6
336	-	-	-	-	-	-	-	-	-	-	-	-	-	-	-	-	-	8.9
344	-	-	-	-	-	-	-	-	-	-	-	-	-	-	-	-	-	8.3

176,400 lb 220,500 lb 264,600 lb 308,700 lb 352,800 lb 396,800 lb

360°													85%				
 139.4 ft +  13.1 ft																	
  <u>78.7 ft</u> <u>98.4 ft</u> <u>118.1 ft</u> <u>137.8 ft</u> <u>157.5 ft</u> <u>177.2 ft</u>																	
ft	83° 73° 65°		83° 73° 65°			83° 73° 65°			83° 73° 65°			83° 73° 65°			83° 73° 65°		
1,000 lb																	
64	111.0	-	-	-	-	-	-	-	-	-	-	-	-	-	-	-	-
72	103.3	-	-	-	-	-	-	-	-	-	-	-	-	-	-	-	-
80	96.7	-	-	-	-	88.8	-	-	80.9	-	-	71.2	-	-	63.9	-	-
88	91.2	-	-	-	-	84.2	-	-	77.3	-	-	68.4	-	-	62.2	-	-
96	-	-	-	-	-	80.1	-	-	74.2	-	-	65.8	-	-	60.5	-	-
104	-	67.8	-	-	-	76.9	-	-	71.1	-	-	63.5	-	-	58.8	-	-
112	-	62.8	-	-	61.5	-	-	68.4	-	-	61.2	-	-	57.2	-	-	52.2
120	-	-	-	-	57.1	-	-	66.2	54.7	-	59.1	-	-	55.8	-	-	50.9
128	-	-	-	-	53.6	-	-	64.0	51.2	-	57.3	48.2	-	54.3	-	-	49.5
136	-	-	46.1	-	50.5	-	-	-	48.1	-	55.7	45.2	-	52.9	46.2	-	47.0
144	-	-	-	-	-	41.8	-	-	45.5	-	54.1	42.2	-	51.9	43.6	-	45.7
152	-	-	-	-	-	39.4	-	-	43.4	37.4	-	39.9	-	50.7	41.1	-	44.9
160	-	-	-	-	-	-	-	-	35.1	-	-	37.9	-	49.6	38.6	-	44.1
168	-	-	-	-	-	-	-	-	33.4	-	-	36.4	31.5	49.0	36.9	-	43.3
176	-	-	-	-	-	-	-	-	31.8	-	-	35.0	29.6	-	35.3	30.9	42.4
184	-	-	-	-	-	-	-	-	-	-	-	-	28.1	-	33.9	29.2	42.1
192	-	-	-	-	-	-	-	-	-	-	-	-	26.7	-	32.7	27.5	42.1
200	-	-	-	-	-	-	-	-	-	-	-	-	-	-	-	26.3	42.1
208	-	-	-	-	-	-	-	-	-	-	-	-	-	-	-	25.3	42.1
216	-	-	-	-	-	-	-	-	-	-	-	-	-	-	-	24.3	42.1
224	-	-	-	-	-	-	-	-	-	-	-	-	-	-	-	-	42.1



  <u>196.9 ft</u> <u>216.5 ft</u> <u>236.2 ft</u> <u>255.9 ft</u> <u>275.6 ft</u> <u>295.3 ft</u>																	
ft	83° 73° 65°		83° 73° 65°			83° 73° 65°			83° 73° 65°			83° 73° 65°			83° 73° 65°		
1,000 lb																	
96	47.9	-	-	-	-	39.6	-	-	-	-	-	-	-	-	-	-	-
104	46.9	-	-	-	-	38.9	-	-	32.7	-	-	-	-	-	-	-	-
112	46.0	-	-	-	-	38.3	-	-	32.4	-	-	28.2	-	-	22.5	-	-
120	45.0	-	-	-	-	37.7	-	-	32.1	-	-	27.9	-	-	22.4	-	-
128	44.1	-	-	-	-	37.0	-	-	31.6	-	-	27.7	-	-	22.3	-	-
136	43.2	-	-	-	-	36.5	-	-	31.4	-	-	27.4	-	-	22.1	-	-
144	42.4	-	-	-	-	36.0	-	-	30.9	-	-	27.1	-	-	22.0	-	-
152	41.4	-	-	-	-	35.5	-	-	30.6	-	-	26.9	-	-	22.0	-	-
160	40.5	36.6	-	-	-	35.1	-	-	30.1	-	-	26.6	-	-	21.8	-	-
168	39.8	34.5	-	-	-	34.6	32.2	-	29.7	-	-	26.3	-	-	21.8	-	-
176	39.1	32.5	-	-	-	34.0	30.5	-	29.4	27.1	-	26.1	-	-	21.6	-	-
184	38.4	30.7	-	-	-	33.6	28.7	-	29.0	25.7	-	25.9	23.8	-	21.6	-	-
192	37.8	29.0	-	-	-	33.2	27.0	-	28.6	24.4	-	25.5	22.7	-	21.6	19.3	-
200	37.4	27.7	24.2	-	-	32.8	25.4	-	28.5	23.2	-	25.2	21.8	-	21.4	18.7	-
208	37.3	26.5	22.7	-	-	32.6	24.1	20.7	28.3	22.0	-	25.1	20.8	-	21.3	18.2	-
216	-	25.2	21.3	-	-	32.2	23.0	19.5	28.0	20.8	-	24.9	19.7	-	21.2	17.7	-
224	-	24.5	20.2	-	-	31.9	21.9	18.1	27.9	19.8	16.6	24.7	18.7	-	21.2	17.3	-
232	-	-	19.2	-	-	-	20.9	17.0	27.7	18.9	15.5	24.3	17.8	-	21.1	16.8	-
240	-	-	18.4	-	-	-	20.1	16.2	27.4	18.0	14.3	24.1	17.0	13.8	21.0	16.1	-
248	-	-	17.7	-	-	-	19.7	15.3	-	17.1	13.4	23.9	16.1	12.7	20.9	15.5	12.6
256	-	-	-	-	-	-	-	14.3	-	16.3	12.6	23.8	15.2	11.7	20.7	14.8	11.7
264	-	-	-	-	-	-	-	13.9	-	16.0	11.8	23.4	14.4	11.0	20.7	14.0	10.7
272	-	-	-	-	-	-	-	-	-	11.0	-	-	13.8	10.3	20.7	13.2	9.9
280	-	-	-	-	-	-	-	-	-	10.5	-	-	13.5	9.5	20.5	12.5	9.2
288	-	-	-	-	-	-	-	-	-	10.2	-	-	13.3	8.9	-	12.1	8.5
296	-	-	-	-	-	-	-	-	-	-	-	-	8.4	-	11.7	7.9	16.1
304	-	-	-	-	-	-	-	-	-	-	-	-	8.1	-	11.4	7.4	15.9
312	-	-	-	-	-	-	-	-	-	-	-	-	-	-	-	6.9	9.2
320	-	-	-	-	-	-	-	-	-	-	-	-	-	-	-	6.7	9.1
328	-	-	-	-	-	-	-	-	-	-	-	-	-	-	-	6.3	8.9

☰ 132,300 lb 176,400 lb 220,500 lb 264,600 lb 308,700 lb 352,800 lb 396,800 lb

360°																85%
ft	98.4 ft			118.1 ft			137.8 ft			157.5 ft			177.2 ft			
	83°	73°	65°	83°	73°	65°	83°	73°	65°	83°	73°	65°	83°	73°	65°	
1,000 lb																
72	154.6*	-	-	147.7*	-	-	-	-	-	-	-	-	-	-	-	
80	142.6*	-	-	137.3*	-	-	129.3*	-	-	-	-	-	-	-	-	
88	131.3*	-	-	127.2*	-	-	121.7*	-	-	115.4*	-	-	-	97.5*	-	
96	119.5	-	-	117.7*	-	-	114.1*	-	-	109.7*	-	-	-	95.2*	-	
104	109.4	-	-	107.7*	-	-	106.1*	-	-	103.9*	-	-	-	92.7*	-	
112	-	87.6	-	99.0	-	-	97.5*	-	-	98.6*	-	-	-	90.3*	-	
120	-	81.1	-	91.7	79.1	-	90.1*	-	-	91.4*	-	-	-	87.6*	-	
128	-	75.4	-	85.3	73.3	-	83.5	71.4	-	85.0*	-	-	-	83.2*	-	
136	-	70.3	61.8	-	68.1	-	77.8	66.3	-	79.2*	67.7	-	-	77.5*	-	
144	-	-	57.7	-	63.7	-	72.7	61.7	-	74.1*	63.0	-	-	72.5*	61.3	
152	-	-	54.2	-	59.7	-	-	57.7	-	69.5	59.0	-	-	68.0*	57.3	
160	-	-	-	-	-	48.8	-	54.2	46.7	65.4	55.4	-	-	63.9*	53.6	
168	-	-	-	-	-	45.9	-	51.0	43.9	61.0	52.2	-	-	60.2	50.3	
176	-	-	-	-	-	43.4	-	48.1	41.2	-	49.2	42.3	-	56.7	47.4	
184	-	-	-	-	-	-	-	-	38.8	-	46.5	39.9	53.6	44.7	37.8	
192	-	-	-	-	-	-	-	-	36.6	-	44.1	37.7	-	42.3	35.7	
200	-	-	-	-	-	-	-	-	-	-	-	35.6	-	40.0	33.7	
208	-	-	-	-	-	-	-	-	-	-	-	33.8	-	37.9	31.8	
216	-	-	-	-	-	-	-	-	-	-	-	32.1	-	36.1	30.1	
224	-	-	-	-	-	-	-	-	-	-	-	-	-	-	28.6	

ft	196.9 ft			216.5 ft			236.2 ft			255.9 ft			275.6 ft			295.3 ft		
	83°	73°	65°	83°	73°	65°	83°	73°	65°	83°	73°	65°	83°	73°	65°	83°	73°	65°
1,000 lb																		
96	79.2*	-	-	64.3*	-	-	-	-	-	-	-	-	-	-	-	-	-	-
104	77.6*	-	-	63.2*	-	-	55.8*	-	-	-	-	-	-	-	-	-	-	-
112	76.0*	-	-	61.9*	-	-	55.3*	-	-	43.6*	-	-	35.5*	-	-	-	-	-
120	74.1*	-	-	60.8*	-	-	54.8*	-	-	43.3*	-	-	35.1*	-	-	28.6*	-	-
128	72.5*	-	-	59.6*	-	-	54.3*	-	-	42.9*	-	-	34.7*	-	-	28.3*	-	-
136	70.7*	-	-	58.4*	-	-	53.9*	-	-	42.4*	-	-	34.5*	-	-	28.1*	-	-
144	69.1*	-	-	57.4*	-	-	53.4*	-	-	42.1*	-	-	34.2*	-	-	27.8*	-	-
152	67.1*	54.5	-	56.3*	-	-	52.3*	-	-	41.6*	-	-	33.9*	-	-	27.5*	-	-
160	63.1*	52.6	-	55.0*	43.0	-	51.2*	-	-	40.8*	-	-	33.3*	-	-	27.0*	-	-
168	59.3*	49.6	-	53.9*	42.4	-	50.2*	35.9	-	39.8*	-	-	32.7*	-	-	26.8*	-	-
176	56.0*	46.5	-	52.8*	41.6	-	49.1*	35.5	-	38.7*	-	-	31.9*	-	-	26.1*	-	-
184	53.0*	43.9	-	50.7*	40.8	-	48.0*	35.2	-	37.8*	30.4	-	30.9*	-	-	25.4*	-	-
192	50.2*	41.4	-	48.4*	39.6	-	46.6*	34.7	-	36.8*	30.2	-	30.0*	23.8	-	24.8*	-	-
200	47.6*	39.3	32.8	45.8*	37.4	-	44.1*	34.3	-	35.9*	30.0	-	29.2*	23.6	-	24.1*	18.2	-
208	43.3*	37.1	31.0	43.4*	35.2	29.0	41.6*	33.2	-	35.2*	29.8	-	28.4*	23.6	-	23.3*	18.0	-
216	-	35.2	29.2	41.1*	33.2	27.2	39.4*	31.4	-	34.6*	29.6	-	27.6*	23.6	-	22.5*	17.9	-
224	-	33.5	27.7	37.4*	31.6	25.7	37.4*	29.7	23.8	34.0*	28.7	-	27.1*	23.5	-	22.0*	17.9	-
232	-	-	26.3	-	30.0	24.3	35.4*	28.0	22.3	33.3*	27.6	21.9	26.5*	23.4	-	21.4*	17.8	-
240	-	-	24.9	-	28.3	23.0	33.6*	26.4	20.8	32.6*	26.1	20.5	25.8*	23.3	18.5	20.9*	17.7	-
248	-	-	23.7	-	26.9	21.6	-	24.9	19.5	31.5*	24.6	19.2	25.2*	23.1	18.1	20.4*	17.6	-
256	-	-	-	-	20.3	-	-	23.6	18.3	30.2*	23.1	17.8	24.7*	22.9	17.4	19.8*	17.4	13.4
264	-	-	-	-	19.2	-	-	22.4	17.2	25.9*	21.9	16.8	24.3*	21.6	16.3	19.3*	17.4	13.4
272	-	-	-	-	-	-	-	16.2	-	20.8	15.7	15.7	23.9*	20.3	15.3	18.9*	17.4	13.3
280	-	-	-	-	-	-	-	15.2	-	19.7	14.8	14.8	23.5*	19.2	14.4	18.6*	17.2	13.1
288	-	-	-	-	-	-	-	14.4	-	18.6	13.9	-	-	18.2	13.4	18.3*	16.8	12.4
296	-	-	-	-	-	-	-	-	-	-	12.9	-	-	17.1	12.5	18.0*	16.2	11.6
304	-	-	-	-	-	-	-	-	-	-	12.1	-	-	16.3	11.7	16.6*	15.3	10.7
312	-	-	-	-	-	-	-	-	-	-	-	-	-	-	10.9	-	14.4	9.8
320	-	-	-	-	-	-	-	-	-	-	-	-	-	-	10.1	-	13.6	9.2
328	-	-	-	-	-	-	-	-	-	-	-	-	-	-	9.4	-	12.8	8.5
336	-	-	-	-	-	-	-	-	-	-	-	-	-	-	-	-	-	7.8
344	-	-	-	-	-	-	-	-	-	-	-	-	-	-	-	-	-	7.2

176,400 lb 220,500 lb 264,600 lb 308,700 lb 352,800 lb 396,800 lb

360°													85%					
 154.9 ft +  13.1 ft																		
ft	78.7 ft			98.4 ft			118.1 ft			137.8 ft			157.5 ft			177.2 ft		
	83°	73°	65°	83°	73°	65°	83°	73°	65°	83°	73°	65°	83°	73°	65°	83°	73°	65°
	1,000 lb																	
72	84.3	-	-	75.5	-	-	68.8	-	-	-	-	-	-	-	-	-	-	-
80	80.1	-	-	72.1	-	-	66.2	-	-	56.8	-	-	52.0	-	-	-	-	-
88	76.3	-	-	69.1	-	-	63.6	-	-	54.6	-	-	50.7	-	-	45.3	-	-
96	72.9	-	-	66.3	-	-	61.1	-	-	52.6	-	-	49.3	-	-	44.2	-	-
104	-	-	-	63.8	-	-	58.7	-	-	50.9	-	-	48.0	-	-	42.9	-	-
112	-	52.9	-	61.6	49.8	-	56.3	-	-	49.3	-	-	46.7	-	-	41.8	-	-
120	-	49.3	-	-	46.4	-	54.6	-	-	47.7	-	-	45.5	-	-	40.8	-	-
128	-	-	-	-	43.2	-	52.8	41.0	-	46.2	-	-	44.2	-	-	39.7	-	-
136	-	-	-	-	40.8	-	51.4	38.3	-	45.0	36.7	-	43.0	-	-	38.8	-	-
144	-	-	35.6	-	38.5	-	-	36.2	-	43.7	34.3	-	41.9	35.4	-	37.7	-	-
152	-	-	-	-	-	31.9	-	34.4	-	42.7	32.0	-	41.1	33.3	-	36.7	31.5	-
160	-	-	-	-	-	29.8	-	32.7	27.7	-	30.4	-	40.1	31.3	-	36.1	29.6	-
168	-	-	-	-	-	-	-	-	26.2	-	28.8	24.3	39.4	29.5	-	35.3	27.8	-
176	-	-	-	-	-	-	-	-	24.7	-	27.3	22.7	38.9	28.2	-	34.5	26.0	-
184	-	-	-	-	-	-	-	-	-	-	21.3	-	26.8	22.5	34.0	24.6	-	-
192	-	-	-	-	-	-	-	-	-	-	20.1	-	25.7	21.2	33.6	23.4	-	-
200	-	-	-	-	-	-	-	-	-	-	19.1	-	25.0	20.1	-	22.3	18.2	-
208	-	-	-	-	-	-	-	-	-	-	-	-	-	19.1	-	21.4	17.1	-
216	-	-	-	-	-	-	-	-	-	-	-	-	-	18.1	-	20.6	16.2	-
224	-	-	-	-	-	-	-	-	-	-	-	-	-	-	-	-	15.1	-
232	-	-	-	-	-	-	-	-	-	-	-	-	-	-	-	-	-	14.4
240	-	-	-	-	-	-	-	-	-	-	-	-	-	-	-	-	-	13.9

ft	196.9 ft			216.5 ft			236.2 ft			255.9 ft			275.6 ft			295.3 ft		
	83°	73°	65°	83°	73°	65°	83°	73°	65°	83°	73°	65°	83°	73°	65°	83°	73°	65°
	1,000 lb																	
96	39.0	-	-	31.7	-	-	-	-	-	-	-	-	-	-	-	-	-	-
104	38.2	-	-	31.2	-	-	26.2	-	-	-	-	-	-	-	-	-	-	-
112	37.4	-	-	30.4	-	-	25.8	-	-	21.1	-	-	-	-	-	-	-	-
120	36.6	-	-	29.9	-	-	25.4	-	-	20.9	-	-	18.1	-	-	13.9	-	-
128	35.8	-	-	29.3	-	-	25.0	-	-	20.6	-	-	18.0	-	-	13.9	-	-
136	35.0	-	-	28.8	-	-	24.6	-	-	20.3	-	-	17.7	-	-	13.7	-	-
144	34.2	-	-	28.2	-	-	24.3	-	-	20.1	-	-	17.4	-	-	13.7	-	-
152	33.6	-	-	27.7	-	-	23.8	-	-	19.8	-	-	17.2	-	-	13.7	-	-
160	32.8	28.8	-	27.4	-	-	23.5	-	-	19.5	-	-	17.1	-	-	13.6	-	-
168	32.1	27.2	-	26.9	24.6	-	23.2	-	-	19.3	-	-	16.9	-	-	13.4	-	-
176	31.4	25.6	-	26.3	23.3	-	22.8	-	-	19.2	-	-	16.8	-	-	13.4	-	-
184	30.7	24.0	-	25.9	21.9	-	22.5	19.5	-	18.9	-	-	16.6	-	-	13.4	-	-
192	30.1	22.5	-	25.5	20.4	-	22.2	18.3	-	18.7	16.8	-	16.5	-	-	13.4	-	-
200	29.7	21.4	-	25.1	19.1	-	21.9	17.2	-	18.4	15.8	-	16.3	12.7	-	13.3	-	-
208	29.5	20.3	16.6	24.7	18.0	-	21.7	16.1	-	18.2	14.9	-	16.2	12.3	-	13.2	-	-
216	29.3	19.3	15.5	24.3	17.0	-	21.4	14.9	-	18.1	14.0	-	16.1	11.9	-	13.2	-	-
224	-	18.4	14.6	24.1	16.1	12.4	21.1	14.0	-	18.0	13.0	-	16.0	11.5	-	13.2	-	-
232	-	17.8	13.7	-	15.2	11.4	20.9	13.3	9.9	17.8	12.1	-	15.8	11.1	-	13.2	-	-
240	-	17.5	12.8	-	14.4	10.6	20.6	12.6	8.9	17.7	11.5	-	15.7	10.7	-	13.2	-	-
248	-	-	12.2	-	13.9	9.9	20.3	11.8	8.1	17.5	10.8	-	15.6	10.1	-	13.1	-	-
256	-	-	-	-	-	9.3	-	11.0	7.3	17.4	10.1	-	15.4	9.5	-	13.0	-	-
264	-	-	-	-	-	8.7	-	10.6	6.7	17.4	9.5	-	15.3	8.9	-	13.0	-	-
272	-	-	-	-	-	8.2	-	10.3	6.2	-	8.9	-	15.2	8.3	-	13.0	-	-
280	-	-	-	-	-	7.8	-	10.0	5.7	-	8.5	-	15.2	7.7	-	13.0	-	-
288	-	-	-	-	-	-	-	-	5.2	-	8.2	-	14.8	7.2	-	12.9	-	-
296	-	-	-	-	-	-	-	-	-	-	-	-	-	6.8	-	12.8	-	-
304	-	-	-	-	-	-	-	-	-	-	-	-	-	6.5	-	12.8	-	-
312	-	-	-	-	-	-	-	-	-	-	-	-	-	6.3	-	-	-	-
320	-	-	-	-	-	-	-	-	-	-	-	-	-	6.2	-	-	-	-



 132,300 lb | 176,400 lb | 220,500 lb | 264,600 lb | 308,700 lb | 352,800 lb | 396,800 lb

WIHI-SSL 30°/60°

AC 500-8

360°																85%
ft	98.4 ft			118.1 ft			137.8 ft			157.5 ft			177.2 ft			
	83°	73°	65°	83°	73°	65°	83°	73°	65°	83°	73°	65°	83°	73°	65°	
	1,000 lb															
72	126.7	-	-	-	-	-	-	-	-	-	-	-	-	-	-	
80	121.2	-	-	-	-	-	-	-	-	-	-	-	-	-	-	
88	116.3	-	-	112.3*	-	-	109.0*	-	-	-	-	-	-	-	-	
96	111.3	-	-	103.1*	-	-	100.9*	-	-	99.0*	-	-	-	-	-	
104	105.5	-	-	98.8	-	-	92.8*	-	-	92.6*	-	-	85.1*	-	-	
112	99.1	85.8	-	91.5	-	-	86.0*	-	-	86.1*	-	-	80.9*	-	-	
120	-	79.3	-	88.0	76.8	-	81.2	-	-	80.2*	-	-	76.7*	-	-	
128	-	73.6	-	84.0	71.6	-	78.4	-	-	76.1*	-	-	72.5*	-	-	
136	-	68.7	-	81.0	66.6	-	76.0	69.6	-	71.8*	-	-	68.8*	-	-	
144	-	64.3	55.7	-	62.1	-	73.9	64.7	-	68.1	-	-	65.2*	-	-	
152	-	-	52.3	-	58.2	-	71.7	60.2	-	66.4	61.4	-	61.7*	-	-	
160	-	-	49.1	-	54.8	46.9	65.9	56.4	-	64.8	57.7	-	58.2*	52.9	-	
168	-	-	-	-	-	44.1	-	52.8	-	63.2	54.1	-	56.3*	51.3	-	
176	-	-	-	-	-	41.4	-	49.6	41.9	57.5	51.0	-	54.5	49.0	-	
184	-	-	-	-	-	-	-	46.7	39.4	47.5	48.1	-	53.3	46.1	-	
192	-	-	-	-	-	-	-	-	37.0	-	45.4	38.2	52.0	43.5	-	
200	-	-	-	-	-	-	-	-	34.9	-	43.0	36.0	47.6	41.0	34.0	
208	-	-	-	-	-	-	-	-	33.0	-	40.8	34.1	44.8	38.8	32.1	
216	-	-	-	-	-	-	-	-	-	-	-	32.3	42.8	36.8	30.3	
224	-	-	-	-	-	-	-	-	-	-	-	30.5	41.5	35.0	28.6	
232	-	-	-	-	-	-	-	-	-	-	-	-	40.2	33.8	27.0	
240	-	-	-	-	-	-	-	-	-	-	-	-	38.9	32.5	25.6	
	-	-	-	-	-	-	-	-	-	-	-	-	37.6	31.2	24.3	

ft	196.9 ft			216.5 ft			236.2 ft			255.9 ft			275.6 ft			295.3 ft		
	83°	73°	65°	83°	73°	65°	83°	73°	65°	83°	73°	65°	83°	73°	65°	83°	73°	65°
	1,000 lb																	
96	69.9*	-	-	-	-	-	-	-	-	-	-	-	-	-	-	-	-	-
104	67.7*	-	-	59.3*	-	-	-	-	-	-	-	-	-	-	-	-	-	-
112	65.6*	-	-	57.7*	-	-	47.6*	-	-	40.1*	-	-	-	-	-	-	-	-
120	63.4*	-	-	56.1*	-	-	47.0*	-	-	39.8*	-	-	31.7*	-	-	-	-	-
128	61.3*	-	-	54.4*	-	-	46.3*	-	-	39.6*	-	-	31.5*	-	-	25.2*	-	-
136	59.3*	-	-	52.8*	-	-	45.6*	-	-	39.3*	-	-	31.4*	-	-	25.0*	-	-
144	57.2*	-	-	51.2*	-	-	45.0*	-	-	39.0*	-	-	31.1*	-	-	24.7*	-	-
152	55.1*	-	-	49.8*	-	-	43.9*	-	-	38.8*	-	-	30.8*	-	-	24.7*	-	-
160	53.1*	44.6	-	48.3*	-	-	42.9*	-	-	38.3*	-	-	30.6*	-	-	24.4*	-	-
168	51.2*	43.6	-	46.9*	37.2	-	41.8*	-	-	37.6*	-	-	30.4*	-	-	24.1*	-	-
176	49.6*	42.7	-	45.4*	36.7	-	40.7*	31.2	-	36.9*	-	-	29.8*	-	-	23.8*	-	-
184	48.0*	41.6	-	44.0*	36.1	-	39.5*	30.7	-	36.1*	24.9	-	29.3*	-	-	23.5*	-	-
192	46.4*	40.3	-	42.7*	35.6	-	38.4*	30.3	-	35.3*	24.6	-	28.8*	-	-	23.0*	-	-
200	45.0*	38.0	-	41.4*	35.1	-	37.3*	29.8	-	34.6*	24.4	-	28.2*	19.5	-	22.6*	-	-
208	40.4*	36.0	29.4	40.0*	33.9	-	36.1*	29.3	-	33.9*	24.2	-	27.8*	19.3	-	22.2*	14.8	-
216	33.1*	34.1	27.7	38.7*	32.1	25.7	34.9*	28.9	-	32.9*	24.0	-	27.4*	19.2	-	21.6*	14.8	-
224	-	32.4	26.2	37.2*	30.5	24.2	33.8*	28.2	-	32.0*	23.8	-	26.7*	19.2	-	21.2*	14.8	-
232	-	30.9	24.7	-	28.9	22.8	32.9*	26.9	20.8	31.0*	23.5	-	26.1*	19.1	-	20.8*	14.8	-
240	-	29.4	23.4	-	27.4	21.4	32.4*	25.4	19.4	29.9*	23.2	18.4	25.5*	19.0	-	20.4*	14.8	-
248	-	-	22.1	-	26.0	20.2	27.7*	24.0	18.2	29.2*	22.8	17.6	25.0*	18.8	-	19.9*	14.8	-
256	-	-	-	-	18.9	-	22.7*	22.7	17.0	28.6*	22.3	16.5	24.5*	18.7	13.9	19.4*	14.8	-
264	-	-	-	-	17.9	-	21.5*	15.9	15.9	26.5*	21.0	15.4	24.1*	18.6	13.8	19.0*	14.8	9.7
272	-	-	-	-	16.8	-	20.3*	14.9	14.9	25.4*	19.8	14.4	23.7*	18.4	13.5	18.6*	14.8	9.7
280	-	-	-	-	15.9	-	19.2*	13.9	13.9	24.3*	18.6	13.5	23.4*	18.2	12.9	18.2*	14.8	9.7
288	-	-	-	-	-	-	13.1	13.1	13.1	23.2*	17.6	12.5	23.3*	17.3	12.1	17.9*	14.8	9.7
296	-	-	-	-	-	-	-	-	-	22.1*	16.6	11.6	22.2*	16.2	11.2	17.6*	14.7	9.7
304	-	-	-	-	-	-	-	-	-	21.0*	15.6	10.8	21.1*	15.4	10.4	17.3*	14.2	9.3
312	-	-	-	-	-	-	-	-	-	20.0*	14.6	10.1	20.2*	14.6	9.6	-	13.5	8.7
320	-	-	-	-	-	-	-	-	-	19.0*	13.6	9.4	19.3*	13.8	8.9	-	12.7	7.9
328	-	-	-	-	-	-	-	-	-	18.0*	12.6	8.3	18.4*	12.8	8.3	-	12.0	7.3
336	-	-	-	-	-	-	-	-	-	17.0*	11.6	-	17.5*	11.8	-	-	-	6.7
344	-	-	-	-	-	-	-	-	-	16.0*	10.6	-	16.6*	10.8	-	-	-	6.0
352	-	-	-	-	-	-	-	-	-	15.0*	9.6	-	15.7*	9.8	-	-	-	5.4
360	-	-	-	-	-	-	-	-	-	14.0*	8.6	-	14.8*	8.8	-	-	-	4.9

360°													85%					
 169.9 ft +  13.1 ft																		
ft	78.7 ft			98.4 ft			118.1 ft			137.8 ft			157.5 ft			177.2 ft		
	83°	73°	65°	83°	73°	65°	83°	73°	65°	83°	73°	65°	83°	73°	65°	83°	73°	65°
1,000 lb																		
72	67.8	-	-	-	-	-	-	-	-	-	-	-	-	-	-	-	-	-
80	64.5	-	-	57.2	-	-	51.7	-	-	44.8	-	-	-	-	-	-	-	-
88	61.6	-	-	55.1	-	-	49.9	-	-	43.3	-	-	40.6	-	-	-	-	-
96	59.4	-	-	53.1	-	-	48.1	-	-	41.9	-	-	39.3	-	-	34.7	-	-
104	-	-	-	51.5	-	-	46.5	-	-	40.5	-	-	38.1	-	-	33.6	-	-
112	-	-	-	50.2	-	-	44.9	-	-	39.2	-	-	37.0	-	-	32.8	-	-
120	-	40.4	-	-	38.7	-	43.5	-	-	38.0	-	-	35.9	-	-	31.9	-	-
128	-	37.8	-	-	36.1	-	42.1	33.5	-	36.8	-	-	34.8	-	-	31.0	-	-
136	-	-	-	-	33.8	-	40.8	31.5	-	35.9	-	-	33.9	-	-	30.3	-	-
144	-	-	-	-	31.8	-	-	29.4	-	34.9	27.6	-	33.1	-	-	29.6	-	-
152	-	-	-	-	-	-	-	27.8	-	34.1	25.8	-	32.3	26.7	-	28.7	-	-
160	-	-	-	-	-	24.0	-	26.3	-	-	24.0	-	31.5	25.1	-	28.0	23.2	-
168	-	-	-	-	-	22.5	-	25.2	20.3	-	22.7	-	31.0	23.6	-	27.5	21.8	-
176	-	-	-	-	-	-	-	-	18.9	-	21.4	-	30.7	22.2	-	27.0	20.3	-
184	-	-	-	-	-	-	-	-	17.8	-	20.5	15.9	-	21.1	-	26.4	19.0	-
192	-	-	-	-	-	-	-	-	-	-	14.8	-	20.1	15.9	-	26.0	17.9	-
200	-	-	-	-	-	-	-	-	-	-	13.8	-	19.3	14.8	-	-	17.0	-
208	-	-	-	-	-	-	-	-	-	-	13.0	-	18.7	13.9	-	16.1	12.0	-
216	-	-	-	-	-	-	-	-	-	-	-	-	-	13.1	-	15.3	11.1	-
224	-	-	-	-	-	-	-	-	-	-	-	-	-	12.5	-	14.8	10.4	-
232	-	-	-	-	-	-	-	-	-	-	-	-	-	-	-	-	9.7	-
240	-	-	-	-	-	-	-	-	-	-	-	-	-	-	-	-	9.1	-

ft	196.9 ft			216.5 ft			236.2 ft			255.9 ft			275.6 ft			295.3 ft		
	83°	73°	65°	83°	73°	65°	83°	73°	65°	83°	73°	65°	83°	73°	65°	83°	73°	65°
1,000 lb																		
96	30.1	-	-	-	-	-	-	-	-	-	-	-	-	-	-	-	-	-
104	29.4	-	-	23.6	-	-	-	-	-	-	-	-	-	-	-	-	-	-
112	28.9	-	-	23.1	-	-	18.7	-	-	14.8	-	-	-	-	-	-	-	-
120	28.2	-	-	22.6	-	-	18.2	-	-	14.5	-	-	11.2	-	-	-	-	-
128	27.6	-	-	22.2	-	-	18.0	-	-	14.2	-	-	11.0	-	-	7.9	-	-
136	27.0	-	-	21.7	-	-	17.5	-	-	13.9	-	-	10.9	-	-	7.8	-	-
144	26.3	-	-	21.2	-	-	17.2	-	-	13.7	-	-	10.8	-	-	7.7	-	-
152	25.7	-	-	20.9	-	-	16.9	-	-	13.4	-	-	10.5	-	-	7.7	-	-
160	25.2	-	-	20.4	-	-	16.5	-	-	13.2	-	-	10.4	-	-	7.7	-	-
168	24.6	20.4	-	20.0	-	-	16.1	-	-	13.1	-	-	10.2	-	-	7.6	-	-
176	24.1	19.3	-	19.5	16.2	-	15.7	-	-	12.8	-	-	10.0	-	-	7.5	-	-
184	23.7	18.1	-	19.3	15.3	-	15.4	12.5	-	12.6	-	-	9.9	-	-	7.5	-	-
192	23.3	17.0	-	19.1	14.4	-	15.2	12.0	-	12.3	-	-	9.7	-	-	7.5	-	-
200	22.9	16.1	-	18.9	13.6	-	14.9	11.1	-	12.2	-	-	9.5	-	-	7.3	-	-
208	22.7	15.2	-	18.6	12.7	-	14.7	10.5	-	12.0	-	-	9.4	-	-	7.3	-	-
216	22.5	14.4	10.6	18.3	11.9	-	14.6	9.8	-	11.9	-	-	9.3	-	-	7.3	-	-
224	-	13.6	9.8	18.3	11.3	-	14.3	9.1	-	11.8	-	-	9.3	-	-	7.3	-	-
232	-	12.9	9.1	-	10.6	-	14.1	8.4	-	11.7	-	-	9.2	-	-	7.2	-	-
240	-	12.5	8.4	-	9.9	-	13.9	7.9	-	11.7	-	-	9.1	-	-	7.1	-	-
248	-	-	7.7	-	9.3	-	13.8	7.4	-	11.6	-	-	9.0	-	-	7.1	-	-
256	-	-	7.1	-	8.8	-	-	6.8	-	11.5	-	-	8.8	-	-	7.1	-	-
264	-	-	6.8	-	8.5	-	-	6.3	-	11.3	-	-	8.8	-	-	6.9	-	-
272	-	-	-	-	-	-	-	5.9	-	-	-	-	8.8	-	-	6.8	-	-
280	-	-	-	-	-	-	-	5.6	-	-	-	-	8.6	-	-	6.8	-	-
288	-	-	-	-	-	-	-	-	-	-	-	-	8.6	-	-	6.7	-	-
296	-	-	-	-	-	-	-	-	-	-	-	-	-	-	-	6.6	-	-
304	-	-	-	-	-	-	-	-	-	-	-	-	-	-	-	6.6	-	-


132,300 lb
176,400 lb
220,500 lb
264,600 lb
308,700 lb
352,800 lb
396,800 lb

360°															85%
ft	98.4 ft			118.1 ft			137.8 ft			157.5 ft			177.2 ft		
	83°	73°	65°	83°	73°	65°	83°	73°	65°	83°	73°	65°	83°	73°	65°
															1,000 lb
72	-	-	-	92.5	-	-	-	-	-	-	-	-	-	-	-
80	101.9	-	-	91.5*	-	-	-	-	-	-	-	-	-	-	-
88	97.9	-	-	85.2	-	-	81.4*	-	-	-	-	-	-	-	-
96	94.2	-	-	82.0	-	-	74.9*	-	-	74.7*	-	-	68.6*	-	-
104	91.2	-	-	79.1	-	-	69.3	-	-	69.4*	-	-	64.8*	-	-
112	88.7	-	-	76.4	-	-	67.1	-	-	64.2*	-	-	61.3*	-	-
120	-	72.0	-	74.5	-	-	64.9	-	-	60.7*	-	-	57.6*	-	-
128	-	66.9	-	72.6	64.6	-	62.9	-	-	57.6	-	-	54.4*	-	-
136	-	62.9	-	71.1	60.6	-	61.5	56.2	-	55.9	-	-	51.6*	-	-
144	-	59.5	-	-	56.8	-	60.0	53.7	-	54.7	-	-	48.8*	-	-
152	-	-	47.6	-	54.1	-	58.9	51.3	-	53.6	48.5	-	46.6	42.4	-
160	-	-	44.7	-	51.8	-	-	49.1	-	52.6	47.1	-	45.6	41.3	-
168	-	-	42.2	-	49.3	40.1	-	47.0	-	51.6	45.6	-	44.8	40.2	-
176	-	-	-	-	-	38.0	-	44.8	36.7	50.8	44.1	-	44.0	39.0	-
184	-	-	-	-	-	36.3	-	42.5	34.7	-	42.5	-	43.3	38.0	-
192	-	-	-	-	-	-	-	-	32.7	-	40.9	34.0	42.7	37.0	-
200	-	-	-	-	-	-	-	-	31.1	-	39.1	32.1	-	36.1	30.8
208	-	-	-	-	-	-	-	-	29.8	-	37.3	30.5	-	35.1	29.1
216	-	-	-	-	-	-	-	-	-	-	29.2	-	-	34.0	27.4
224	-	-	-	-	-	-	-	-	-	-	27.8	-	-	32.4	26.0
232	-	-	-	-	-	-	-	-	-	-	-	-	-	-	24.5
240	-	-	-	-	-	-	-	-	-	-	-	-	-	-	23.2

ft	196.9 ft			216.5 ft			236.2 ft			255.9 ft			275.6 ft			295.3 ft			
	83°	73°	65°	83°	73°	65°	83°	73°	65°	83°	73°	65°	83°	73°	65°	83°	73°	65°	
																			1,000 lb
104	59.1*	-	-	-	-	-	-	-	-	-	-	-	-	-	-	-	-	-	
112	56.7*	-	-	49.3*	-	-	42.5*	-	-	-	-	-	-	-	-	-	-	-	
120	54.4*	-	-	47.4*	-	-	41.4*	-	-	35.0*	-	-	-	-	-	-	-	-	
128	52.1*	-	-	45.5*	-	-	40.3*	-	-	34.4*	-	-	28.2*	-	-	22.7*	-	-	
136	49.7*	-	-	43.6*	-	-	39.1*	-	-	33.9*	-	-	27.9*	-	-	22.3*	-	-	
144	47.3*	-	-	42.0*	-	-	38.0*	-	-	33.1*	-	-	27.6*	-	-	22.1*	-	-	
152	44.9*	-	-	40.1*	-	-	36.9*	-	-	32.6*	-	-	27.3*	-	-	21.8*	-	-	
160	42.5*	-	-	38.3*	-	-	35.4*	-	-	31.9*	-	-	27.0*	-	-	21.5*	-	-	
168	40.6*	35.5	-	36.6*	-	-	33.9*	-	-	30.9*	-	-	26.6*	-	-	21.2*	-	-	
176	39.0*	34.5	-	34.9*	29.4	-	32.4*	-	-	29.7*	-	-	26.1*	-	-	20.8*	-	-	
184	37.7*	33.6	-	33.6*	28.6	-	30.9*	24.5	-	28.6*	-	-	25.6*	-	-	20.5*	-	-	
192	36.7*	32.7	-	32.3*	27.9	-	29.5*	23.9	-	27.5*	19.3	-	25.0*	-	-	20.2*	-	-	
200	36.2*	32.0	-	31.1*	27.2	-	28.2*	23.2	-	26.5*	19.1	-	24.3*	15.1	-	19.6*	-	-	
208	35.8*	31.4	-	30.1*	26.5	-	27.2*	22.5	-	25.5*	18.8	-	23.6*	14.9	-	19.2*	10.4	-	
216	35.3*	30.9	26.6	29.6*	25.8	-	26.3*	21.9	-	24.5*	18.5	-	23.0*	14.8	-	18.8*	10.4	-	
224	-	30.2	25.1	29.3*	25.3	23.0	25.2*	21.3	-	23.6*	18.1	-	22.2*	14.6	-	18.4*	10.4	-	
232	-	29.4	23.6	-	25.0	21.7	24.3*	20.8	-	22.7*	17.8	-	21.4*	14.5	-	18.0*	10.4	-	
240	-	28.4	22.3	-	24.4	20.3	23.9*	20.4	17.7	21.9*	17.5	-	20.7*	14.4	-	17.6*	10.4	-	
248	-	-	21.1	-	24.0	19.1	23.7*	20.0	16.8	21.2*	17.1	13.4	20.0*	14.2	-	17.2*	10.4	-	
256	-	-	20.0	-	23.6	18.1	-	19.6	15.9	20.5*	16.8	13.0	19.2*	14.1	9.7	16.8*	10.4	-	
264	-	-	19.0	-	22.6	17.0	-	19.3	14.8	20.2*	16.5	12.7	18.5*	13.8	9.7	16.3*	10.4	-	
272	-	-	-	-	-	16.0	-	19.0	13.8	-	16.2	12.5	18.0*	13.6	9.7	15.9*	10.4	6.0	
280	-	-	-	-	-	15.0	-	18.4	12.8	-	15.8	12.2	17.7*	13.5	9.5	15.5*	10.4	6.0	
288	-	-	-	-	-	-	-	-	12.0	-	15.6	11.5	17.4*	13.3	9.4	15.2*	10.4	6.0	
296	-	-	-	-	-	-	-	-	11.2	-	15.4	10.7	-	13.2	9.2	15.0*	10.4	6.0	
304	-	-	-	-	-	-	-	-	10.5	-	15.0	9.9	-	13.1	9.1	14.8*	10.4	6.0	
312	-	-	-	-	-	-	-	-	-	-	-	9.2	-	13.0	8.7	-	10.4	6.0	
320	-	-	-	-	-	-	-	-	-	-	-	8.5	-	13.0	8.1	-	10.4	6.0	
328	-	-	-	-	-	-	-	-	-	-	-	-	-	7.4	-	-	10.4	6.0	
336	-	-	-	-	-	-	-	-	-	-	-	-	-	6.7	-	-	10.3	5.8	
344	-	-	-	-	-	-	-	-	-	-	-	-	-	6.2	-	-	9.9	5.2	
352	-	-	-	-	-	-	-	-	-	-	-	-	-	-	-	-	-	4.7	

Basic machine

Equipment carrier

Engine 460-4	MTU; Output 460 kW (625 HP) at 1700 1/min, torque 2900 Nm at 1300 1/min; The engine complies with Euromot 4/Tier 4F. Exhaust system complete stainless steel with SCR catalyser. Fuel tank 232 gallons Diesel (no RME/biodiesel), 25 gallons Ad-Blue tank.
Transmission TC	ZF TC-Tronic; Automated gearbox with integrated torque converter and hydraulic retarder, 12 forward speeds and 2 reverse; Selectable longitudinal lock included in transfer case.
Axles 16 x 8 x 14	16 x 8 x 14; 8 axles, axles 1, 2, 4, 5 driven and equipped with selectable transverse lock, axles 1-4 and 6-8 steered, axle 5 liftable.
Suspension	Hydropneumatic suspension with axle load compensation; Hydraulically lockable; Manual or automatic levelling alternatively.
Steering	Dual circuit hydro semiblock steering with emergency steering pump.
Brakes	Pneumatic dual circuit service brake, acting on all wheels; Disc brakes; Hydraulic retarder integrated into transmission as sustained-action brake; Additional exhaust brake and constant choke valve; Spring-loaded parking brake.
Tires size 385/95 R25 (14.00R25)	Tires size 385/95R25 (14.00R25); Steel rims 9,5-25/1,7 ET70; 170F.
Cab 2880	Type 9.5 ft; Adjustable driver seat with seat heating, armrests and pneumatic suspension; Steering wheel height and tilt adjustable; Co-driver's seat; Power door windows; Tinted glass; Radio-preparation.
Heating engine-dependent	Engine-dependent warm water heating with 12 kW heating power.
Aircondition	Aircondition for carrier cab with 7 kW cooling power.
Drive lights	With low beam, upper beam.
Outriggers	X-4-Point design; 4 outriggers telescopic; Vertical and horizontal movement fully hydraulic; Manual or automatic levelling alternatively; 2 outrigger bases.
Outrigger pads	4 outrigger pads with transport position at outrigger beam.
Outrigger quick connection	Hydraulic bolt extractors and hydraulic and electric quick couplings for fast (dis-) assembly.
Outrigger load indicator	Displayed in LMI crane cab.
Outrigger basis monitoring	Individual monitoring of horizontal stroke; Deviation warning in crane cab.
Cruise control	Automatic speed control including automatic brake control.
Central lubrication	Central auto lube for all lubrication points at carrier.
Electronic immobiliser system	Prevents uncontrolled carrier mobilisation; Incl. 6 ignition keys.
Contour safety marking	Continuous reflective strips on the sides of the chassis and on the rear.

Equipment superstructure

Engine 210-4	MTU; Output 210 kW (286 HP) at 2200 1/min, torque 1150 Nm at 1200 1/min; The engine complies with Euromot 4/Tier 4F. Exhaust system complete stainless steel with SCR catalyser.
Fuel tank	42 gallons Diesel (no RME/biodiesel), 11 gallons Ad-Blue tank.
Telescopic boom HA56	48.2 ft -183.7 ft; Single cylinder telescoping system, automatic telescoping; Attachments for all equipment and extensions; 8 sheaves integrated in boom head for max. capacity of 414,300 lb.
Boom luffing	2 luffing cylinders with automatic lowering brake valve.
Rotary drive	1 slewing gear unit with spring-loaded multi-disc brake; Different operating modes selectable.
H1	Hoist with spring-loaded multi-disc brake; twist prevention for rope; Resolver (hoist rotation indicator).
Counterweight base frame 44,100 lb	44,100 lb (base frame); Self rigging with semiautomatic rigging system, rigging storage on carrier front; Expandable to max. 386,800 lb.
Control system	Enabling 4 simultaneous working movements; Electric pilot controls via 2 two-axis joysticks; Different control modes selectable for hydraulic circuits.
Operator aids	IC-1, with integrated electronic load moment indicator in accordance with EN13000; Color display; Displaying of current operating conditions, load charts, fault indicator; Signal lights indicating LMI-load; Crane data logger.
Working range limiter	Displaying and programmability of the work range limits by IC-1.
Cab 1100	Type 3.60 ft; Tilt infinitely variable 20°; Seat heating; Sliding window in door and rear; Fold-out front window; Extendable side pedestal, foldable front pedestal; Handrails; Tinted safety glass; Pull-down sun visor and light curtains; Radio-preparation.
Heating engine independent	Engine independent Diesel heating system with 5 kW heating power; With timer and remote start.
Aircondition	Aircondition in crane cab with 7 kW cooling power.
Double work floodlight	2 out of crane cab adjustable floodlights, at front support boom base section.
Central lubrication	Central auto lube for all lubrication points at crane.
Anemometer	Removable, to be used with all extensions.

Additional equipment

Carrier

Engine 480-3a MTU; Output 480 kW (653 HP) at 1800 1/min, torque 2800 Nm at 1200 1/min; The engine complies with Euromot 3a/ Tier 3; Exhaust system complete stainless steel, incl. spark arrester. Fuel tank 232 gallons Diesel (no RME/Biodiesel).

Superstructure

Engine 205-3a MTU; Output 205 kW (279 HP) at 2200 1/min, torque 1100 Nm at 1200 1/min; The engine complies with Euromot 3a/Tier 3; Exhaust system complete stainless steel, incl. spark arrester. Fuel tank 92 gallons Diesel (no RME/Biodiesel).

Heavy lift attachment 3 additional sheaves; For total 11 sheaves at boom head; Max. capacity 553,100 lb.

SSL Sideways Superlift; Capacity increasing boom guy support.

2. hoist (H2) 2. hoist; Spring-loaded multi-disc brake; Integrated resolver (hoist rotation indicator); Incl. quick couplings, rope twist prevention and hoist monitoring.

Counterweights AC-GG10 160 352,800 lb = 16 AC-GG à 22,050 lb (AC 350, AC 500-1, AC 500-2, AC 650, AC 700, AC 700-9, AC 1000, AC 1000-9).

Handling

HR Hydraulic winch for reeving assistance; Only together with H2.

IC-1 Plus Smart crane control system for main boom operation enabling higher lifting capacities especially over outriggers. Enables safe use of the full capacity of the crane even in asymmetric outrigger configurations. Outriggers can be positioned independently. Capacity precalculation for +/- 30° slewing angle and radius area. In-cab lift simulation.

Fall-from-height protection system boom base section Rail system as fall-from-height protection at the main boom base section.

Fall-from-height protection system boom base section + SSL Rail system as fall-from-height protection at the main boom base section and SSL.

Fall-from-height protection system WIHI Rail system as fall-from-height protection for the lattice parts WIHI.

Extensions

WIHI Maximum length 295.3 ft (total length of components: 305.1 ft); Luffing jib, complete building set; Increments 19.7 ft; With integrated manual offset section 20° / 40°; 5-sheave und 3-sheave head; Enables configuration WIHI 78.7 ft -295.3 ft, LF 27.6 ft -203.4 ft and HAV 19.7 ft -98.4 ft; H2 required.

Swing-away rooster sheave 1-sheave; Incl. transport storage at boom head HA56; Enables to operate a 2. hook with only 1 line as „fast hook/runner“ at main boom head HA56.

Hook Blocks

Hook block 320-11-24-D 320-11-24-D (7,100 lb); Hook block with ramshorn hook; white with red signal stripes.

Hook block 250-9-24-D 250-9-24-D (5,700 lb); Hook block with ramshorn hook; white with red signal stripes.

Hook block 200-7-24-D 200-7-24-D (5,100 lb); Hook block with ramshorn hook; white with red signal stripes.

Hook block 160-5-24-D 160-5-24-D (4,900 lb); Hook block with ramshorn hook; white with red signal stripes.

Hook block 100-3-24-D 100-3-24-D (4,000 lb); Hook block with ramshorn hook; white with red signal stripes.

Hook block 40-1-24-D 40-1-24-D (1,650 lb); Hook block with ramshorn hook; white with red signal stripes.

Hook 12,5-0-24-E 12,5-0-24-E (1,100 lb); Single hook with vertical swivel; red.

Further additional equipment on request!

Weight data may deviate from posted values based on road / travel configuration, equipment configuration, and component weight tolerances.

A large rectangular area with horizontal lines, intended for taking notes.

A large rectangular area with horizontal lines, intended for taking notes.

August 2017. Product specifications and prices are subject to change without notice or obligation. The photographs and/or drawings in this document are for illustrative purposes only. Refer to the appropriate Operator's Manual for instructions on the proper use of this equipment. Failure to follow the corresponding Operator's Manual when using our equipment or to otherwise act responsibly may result in serious injury or death. The only warranty applicable to our equipment is the standard written warranty applicable to the particular product and sale and Terex makes no other warranty, express or implied. Products and services listed may be trademarks, service marks or trade-names of Terex Corporation and/or its subsidiaries in the USA and other countries. All rights are reserved. Terex, Demag and Above, Ahead, Always are trademarks of or licensed by Terex Corporation or its subsidiaries.

© Terex Cranes 2017

TEREX CRANES GERMANY GMBH

Dinglerstraße 24
66482 Zweibrücken
Germany

E info.cranes@terex.com
T +49 6332 830

www.terex.com/cranes
linkedin.com/company/demagmobilecranes
facebook.com/TerexCranes
youtube.com/TerexCranesMarketing

DEMAG[®]
BY TEREX 