

Genie® GTH™ -1256

Specifications

Models	GTH-1256	
Measurements	US	Metric
Maximum lift height	56 ft	17.07 m
Maximum forward reach	42 ft	12.80 m
Reach at maximum height	11 ft	3.35 m
A Height, stowed	8 ft 9 in	2.67 m
B Length, stowed (without forks)	21 ft	6.40 m
Width	7 ft 11 in	2.42 m
C Wheelbase	11 ft 6 in	3.50 m
D Ground clearance, center	1 ft 3 in	0.38 m
E Ground clearance, axle	1 ft 3 in	0.38 m
Fork cross section	2.4×5.9 in	60×150 mm

Productivity

Maximum lift capacity	12,000 lb	5,450 kg
Lift capacity at maximum height	7,000 lb	3,250 kg
Lift capacity at maximum reach	3,500 lb	1,588 kg
Raise/Lower boom	16/13 sec	
Extend/Retract	22/15 sec	
Drive speed	18 mph	29 km/h
Draw bar pull/ Break out force	22,500 lb	10,206 kg
Frame leveling (side to side)	7°	
Turning radius, outside (4WS)	11 ft 8 in	3.55 m
Auxiliary hydraulic flow	2-15 gpm	7.57-56.8 lpm
Auxiliary hydraulic pressure	3,335 psi	230 bar
Tires, standard size	17.5×25 in 20PR	0.45×0.65 m 20PR

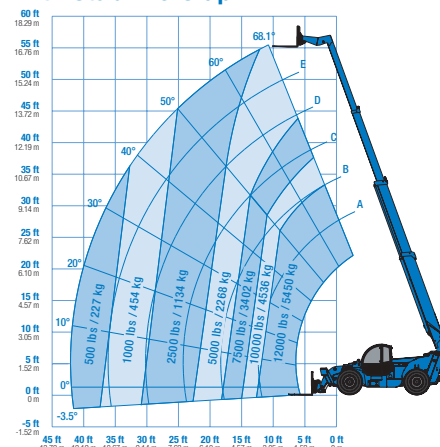
Power

Power source	Diesel	
Electrical system voltage	12V	
Alternator	Deutz TCD3.6 - 150 amp	
Battery	1000 CCA 0°F (-18°C)	
Hydraulic tank capacity	48 gal	182 L
Hydraulic system capacity (w/tank)	77 gal	290 L
Fuel tank capacity	47 gal	180 L

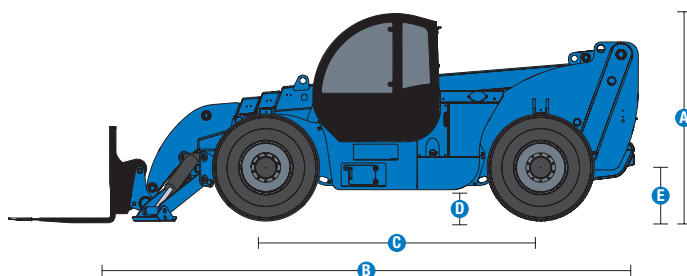
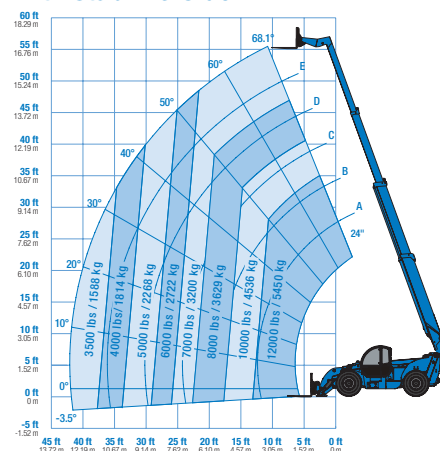
Weight

Weight*	36,600 lb	16,602 kg
---------	-----------	-----------

Range of motion GTH-1256 with stabilizers up



Range of motion GTH-1256 with stabilizers down



(1) Weight will vary depending on options and/or country standards.
 (2) Load ratings vary depending on attachment.

Genie® GTH™-1256

SKU: Standard Model

- **GTH12561AF0001:** GTH-1256, 134 hp, Open Cab
- **GTH12561AE0012:** GTH-1256, 134 hp, Closed cab w/ heater
- **GTH12561AF0002:** GTH-1256, 134 hp, Closed cab w/ AC and heater

* Build to Order

Option availability		S	S+	BtO
Cab	Closed cab w/ AC and heater			○
	Closed cab w/ heater			○
	Open cab ROPS/FOPS canopy	✓	✓	○
	Front and top glass		○	○
	Rear Proximity Alarm		○	○
	3in/7.6 cm high visibility red retractable seat belt	✓	✓	✓
	Adjustable suspension seat	✓	✓	✓
	Backup alarm	✓	✓	✓
	Full gauge cluster with engine diagnostics	✓	✓	✓
	Fully proportional boom and auxiliary hydraulic controls	✓	✓	✓
	Machine level indicator	✓	✓	✓
	Mirrors - LH canopy mounted and RH chassis mounted	✓	✓	✓
	Multi-function joystick controller	✓	✓	✓
	RH steel mesh screen	✓	✓	✓
Chassis	Tilt steering wheel	✓	✓	✓
	Top glass	✓	✓	✓
	Lift Connect Telematics	✓	✓	○
	Lift Connect with Access Manager upgrade		○	○
	134 hp, Deutz TCD 3.6, T4f, Side-mounted engine	✓	✓	✓
	Cold weather package			○
	Air filled rough terrain tires	✓	✓	○
	Foam filled rough terrain tires		○	○
	Flashing beacon		○	○
	3-mode power steering (2-wheel front, 4-wheel coordinated and crab)	✓	✓	✓
	Fenders set of four	✓	✓	✓
	Full time 4WD with front limited split differential axle	✓	✓	✓
	Hydrostatic transmission (PS) 2-speed	✓	✓	✓
	Internal multiple wet disc brakes	✓	✓	✓
Boom	Rear axle stabilizing system	✓	✓	✓
	Transmission inc valve, brake pedal actuated	✓	✓	✓
	Twin front mounted stabilizers	✓	✓	✓
	Work lights: High output LED cab, boom, rear		○	○
	Auxiliary hydraulic circuit (15 GPM)	✓	✓	✓
	Boom angle indicator	✓	✓	✓
Attachment	Genie Hydraulic Quick-Attach (QA) system		✓	✓
	Genie Manual Quick-Attach (QA) system	✓	✓	✓
	Lifting shackle at boom tip	✓	✓	✓
	Self-leveling fork frame	✓	✓	✓
	Dual fork positioning carriage, 60in/1.52m		✓	
	QA Carriage, 48in/1.22m		✓	
	QA Carriage, 60in/1.52m		✓	
	QA Carriage, 72in/1.83m		✓	
	QA Heavy bucket bolt on cutting edge, 96in/2.44m (.87/1yd3)		✓	
	QA Rubbish bucket, 96in/2.44m		✓	
	QA Side tilt (rotating) carriage, 60in/1.52m (10° L/R)		✓	
	QA Side tilt (rotating) carriage, 72in/1.83m		✓	
	QA Truss boom, 7ft/2.1m, 4400lb/1995kg,		✓	
	Pallet forks, 48in (2.38×6×48in)/(.06x.15×1.22m) - set of 2		✓	
	Pallet forks, 60in (2.38×6×60in)/(.06x.15×1.52m) - set of 2		✓	
	Pallet forks, 72in (2.38×6×72in)/(.06x.15×1.83m) - set of 2		✓	

- S Standard
- S+ Standard +
- BtO Build to Order
- ✓ Standard Features
- Options



Side Mounted Engine



Multi-Function Joystick



Material Handling Attachments



Other Accessories⁽¹⁾

- Fire extinguisher

(1) More accessories available from Genie Genuine Parts.

Product specifications are subject to change without notice or obligation. Photographs and/or drawings herein are for illustrative purposes only. Refer to the appropriate Operator's Manual for instructions on proper equipment use. Failure to follow instructions in the Operator's Manual may result in serious injury or death. The only warranty applicable to our equipment is the standard written warranty applicable to the particular product and sale and we make no other warranty, express or implied. Products and services listed may be trademarks, service marks or trade names of Terex Corporation and/or their subsidiaries in the USA and many other countries. Terex, Genie, Quality By Design, Xtra Capacity, Lift Power, Lift Guard, Lift Tools, Lift Connect and Tech Pro Link are registered trademarks of Terex Corporation or its subsidiaries.

Updated 10/21



A TEREX BRAND
© 2021 Terex Corporation

QUALITY BY DESIGN